

Coronavirus Disease 2019 (COVID-19)

Situation Report – 142

Timor-Leste



World Health
Organization

Timor-Leste

*Data as reported on 8 March 2022

SITUATION IN NUMBERS

TIMOR-LESTE



Cumulative
22,768 (52)



Recovered (new)
22,520 (335)



Active cases
119



Deaths (new)
129 (1)

VACCINATION STATUS



1st dose - **682,658**
Coverage - **84.8%****



2nd dose - **574,722**
Coverage - **72.1%****

*As per data released by the [Ministry of Health](#)

**For adult population 18 years and above

GLOBAL



Cases
445,096,612



Deaths
5,998,301

VACCINATION



10,704,043,684 doses

HIGHLIGHTS

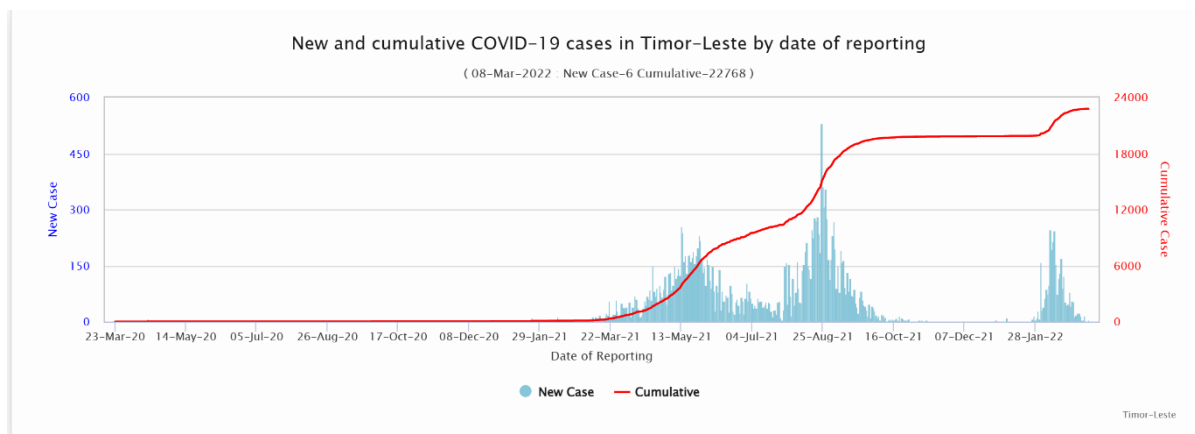
- Since the last edition of the weekly situation report, the Ministry of Health (MoH) reported **52** new cases of COVID-19, **335** recoveries and **1** death. The number of incident cases is reduced by 77% as compared with the last reporting period.
- The “Say No to 5S” project has been officially launched on 8 March 2022. This project is supported by KOICA with a contribution of US\$ 7.8 Million to improve health and nutrition of school aged children in Timor Leste. The partnership between the WFP and WHO, supported by KOICA, will enable us to make a lasting impact on the wellbeing of Timorese people. 5S stands for Starvation, Soil-transmitted helminthiasis, Skin diseases, Smoking and Sugary/alcoholic drinks.
- The second batch of WHO international consultants have been deployed in 10 municipalities for the COVID-19 vaccination campaign. Before field work, they were briefed on various technical aspects including the immunization Tracker. WHO and UNICEF are continuing to support the Ministry of Health carry out advocacy and awareness actions across the country to support the national goal of having at least 90% of all eligible people receive their second dose of COVID-19 vaccines by June 2022.

- A team of three dengue experts have arrived in Timor-Leste to provide technical support for the dengue prevention and case management in the country. The team includes clinical and public health experts and an entomologist, aiming to update the clinical and vector control guidelines, as well as provide trainings to the public health workers and the clinicians.
- UNICEF is coordinating with MOH, WHO, donors and other key stakeholders to monitor the daily utilization rate of AstraZeneca and Pfizer vaccines at the municipality levels, including usage before expiry dates. UNICEF also supports SAMES in the distribution of vaccines and helps closely monitor the utilization to avoid vaccine wastage.
- Based on approval of plans by the Ministry of Health, UNICEF has launched bids to construct 14 permanent handwashing stations with disabled and child friendly features at selected public places in Dili.
- UNDP Timor-Leste delivered 50 sets each of iM3 Vital Signs Monitors and iM80 Patient Monitors to Ministry of health as part of the implementation of the UNDP's Health Procurement Phase 2 Project co-funded by UNDP and the Government of Timor-Leste. There are many more medical supplies, and equipment to arrive Dili in coming days.

EPIDEMIOLOGICAL UPDATES

1. New and cumulative cases, as of 8 March 2022

As shown by the epi curve below, number of new cases reported continues to decrease for the fourth consecutive reporting periods.



2. Distribution of cases and deaths by municipalities

Distribution of newly reported, recovered, and active cases by municipalities, as of 8 March 2022)

Municipality	New case (2 - 8 Mar. 2022)	Last 7-day % change (case)*	Cumulative case	New recovered (2 - 8 Mar. 2022)	Cumulative recovered	New death (2-8 Mar. 2022)	Cumulative death	Active Cases (8 Mar. 2022)
Aileu	0	0	136	0	135	0	1	0
Ainaro	0	-100	302	6	299	0	3	0
Baucau	3	-40	1623	28	1599	0	7	17
Bobonaro	0	-100	735	16	725	0	10	0
Covalima	7	-50	832	15	823	0	3	6
Dili	41	-80	16246	257	16065	1	87	94
Ermera	0	0	1120	5	1118	0	2	0
Lautem	0	0	187	1	182	0	5	0
Liquica	0	0	132	0	131	0	1	0
Manatuto	0	0	240	3	238	0	2	0
Manufahi	0	-100	272	1	272	0	0	0
RAEOA	1	-67	424	3	419	0	3	2
Viqueque	0	0	519	0	514	0	5	0
TOTAL	52	-77	22768	335	22520	1	129	119

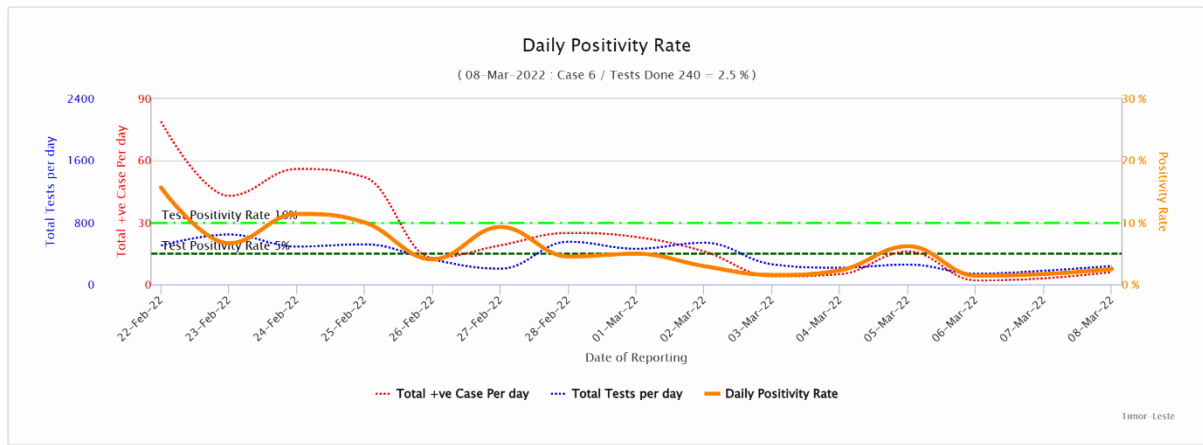
*Change in new COVID-19 cases as compared with the previous 7 days

- A total of 52 new cases are reported during the current reporting period (2 – 8 Mar. 2022), as compared 231 cases reported during the previous reporting period (23 Feb. – 1 Mar. 2022), with a 77% reduction. Majority cases (79%) are reported from Dili, followed by Covalima, Baucau and Oecusse.
- One COVID-19 related death have been reported from Timor-Leste during this reporting period, decreased from 3 of the last reporting period.
- The number of active cases has been 119 as of 8 Mar. 2022.

3. Number of test and test positivity rates

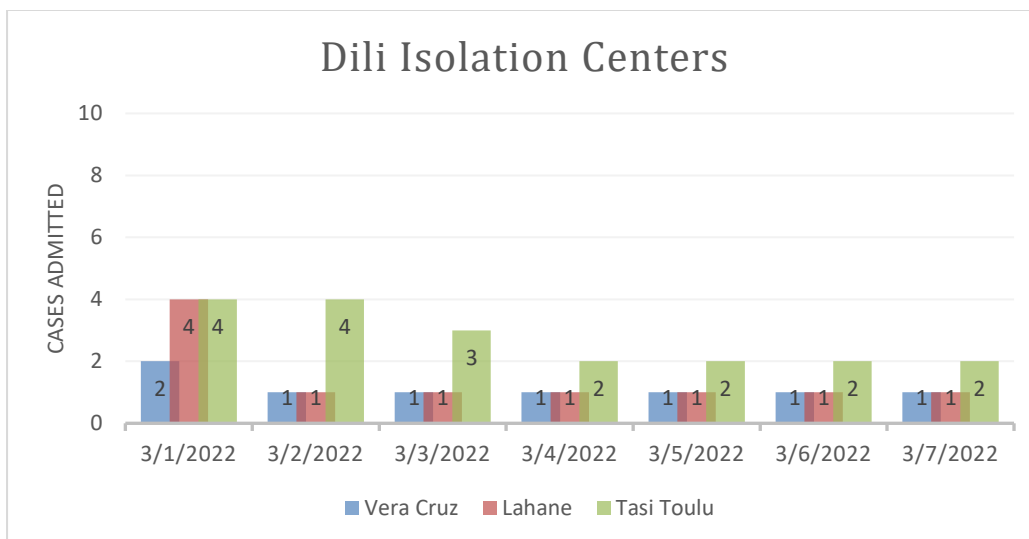
During the current reporting period from 2 - 8 Mar. 2022, 1,835 tests were conducted, as compared to 3,195 tests in the previous 7 days, with a 43% decrease.

The test positive rate of this reporting period is averaged as 2.8%. The figure below illustrates the daily number of test, cases and test positivity proportion, which demonstrates a clear downward trend.



CASE MANAGEMENT

Lahane and Vera Cruz Isolation Center is treating moderate patients with risk factors and critical cases, while part of the Tasi-Tolu Center admits mild and moderate cases with risk factors. From the figure below, it shows that the number of patients at the isolation and treatment centers in Dili has been reduced.

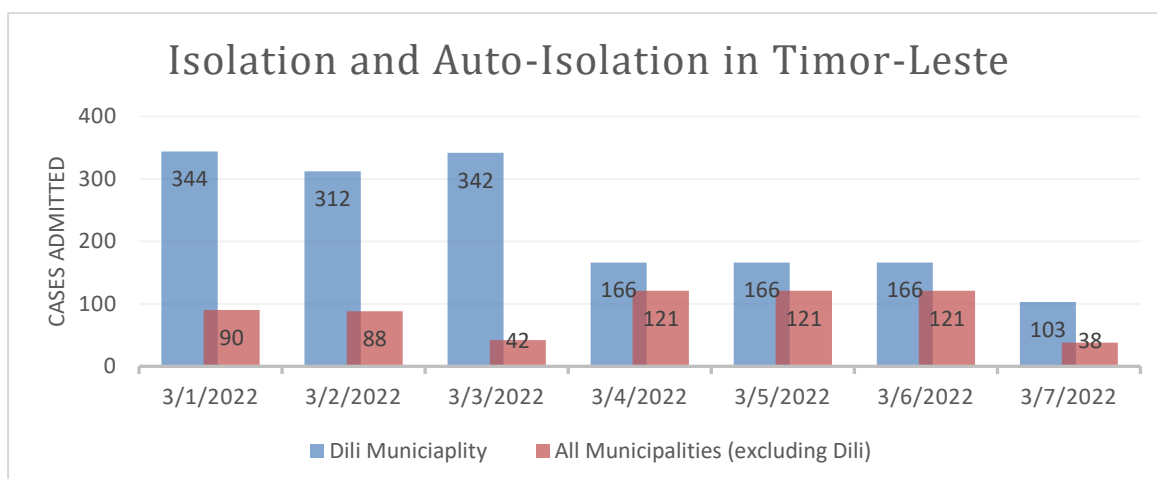


The current bed occupancy % for Lahane Isolation center is 5%.

The current bed occupancy % for Tasi-Tolu Isolation center is 0.08%.

The current bed occupancy % for Vera Cruz Isolation Center is 1%.

This chart below shows the total number of people admitted to isolation centres and auto-isolation (at home) in 12 municipalities compared to Dili. Throughout Timor-Leste, patients admitted to isolation centres have steadily decreased.



VACCINATION

At the time of writing this report (08/03/2022 morning), in total, 1,270,066 COVID-19 vaccine doses comprising 682,658 first doses (coverage 84.8% among population aged 18 years and above and 23.3% among the population aged 12 years to <18 years), 574,722 second doses (coverage 72.1% among population aged 18 years and above and 16.9% among the population aged 12 years to <18 years), 12,675 (coverage 1.7% among population aged 18 years) booster doses were administered in Timor-Leste. The breakdown of the number of doses administered and coverage by vaccine product and vaccine dose is illustrated in Table 1.

Table 1: Number of COVID-19 vaccine doses administered and coverage in Timor-Leste by vaccine product and dose as of 10:00hrs 08/03/2022

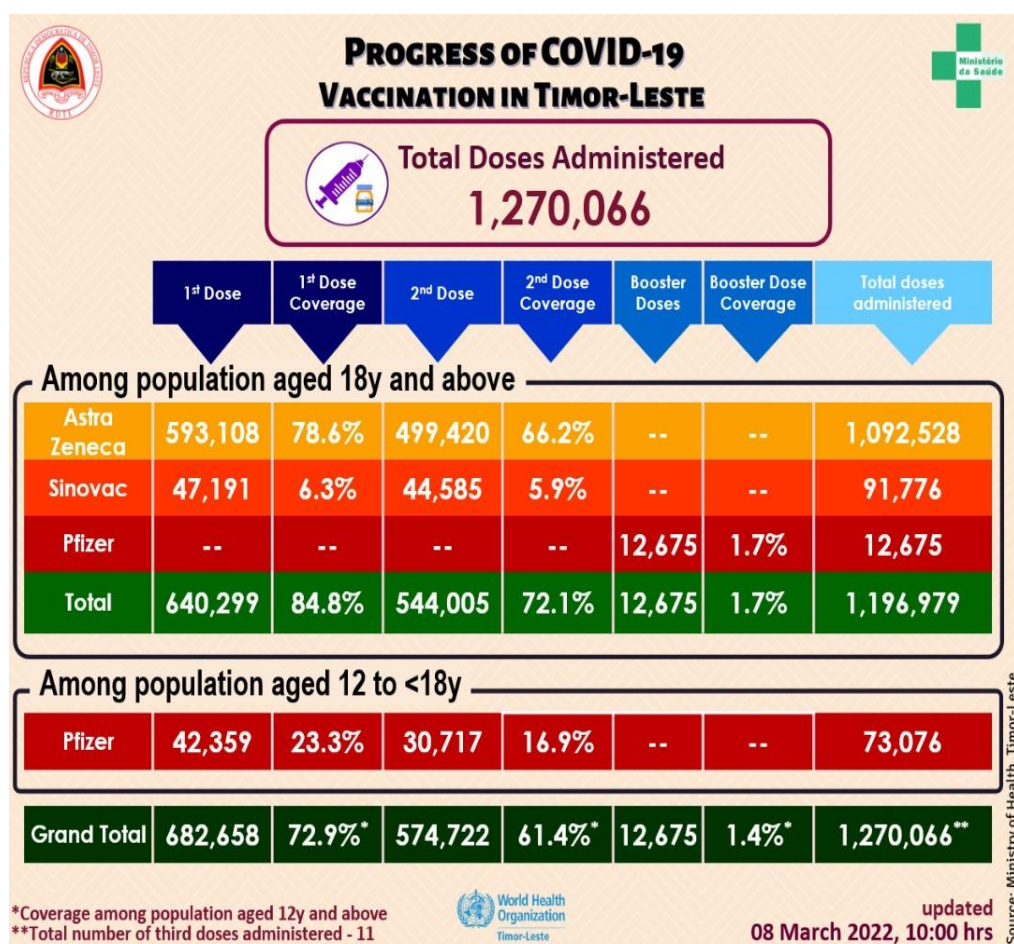


Figure 1: Coverage of COVID-19 vaccination among population aged 18 years and above by municipality in Timor-Leste as of 10:00hrs 08/03/2022

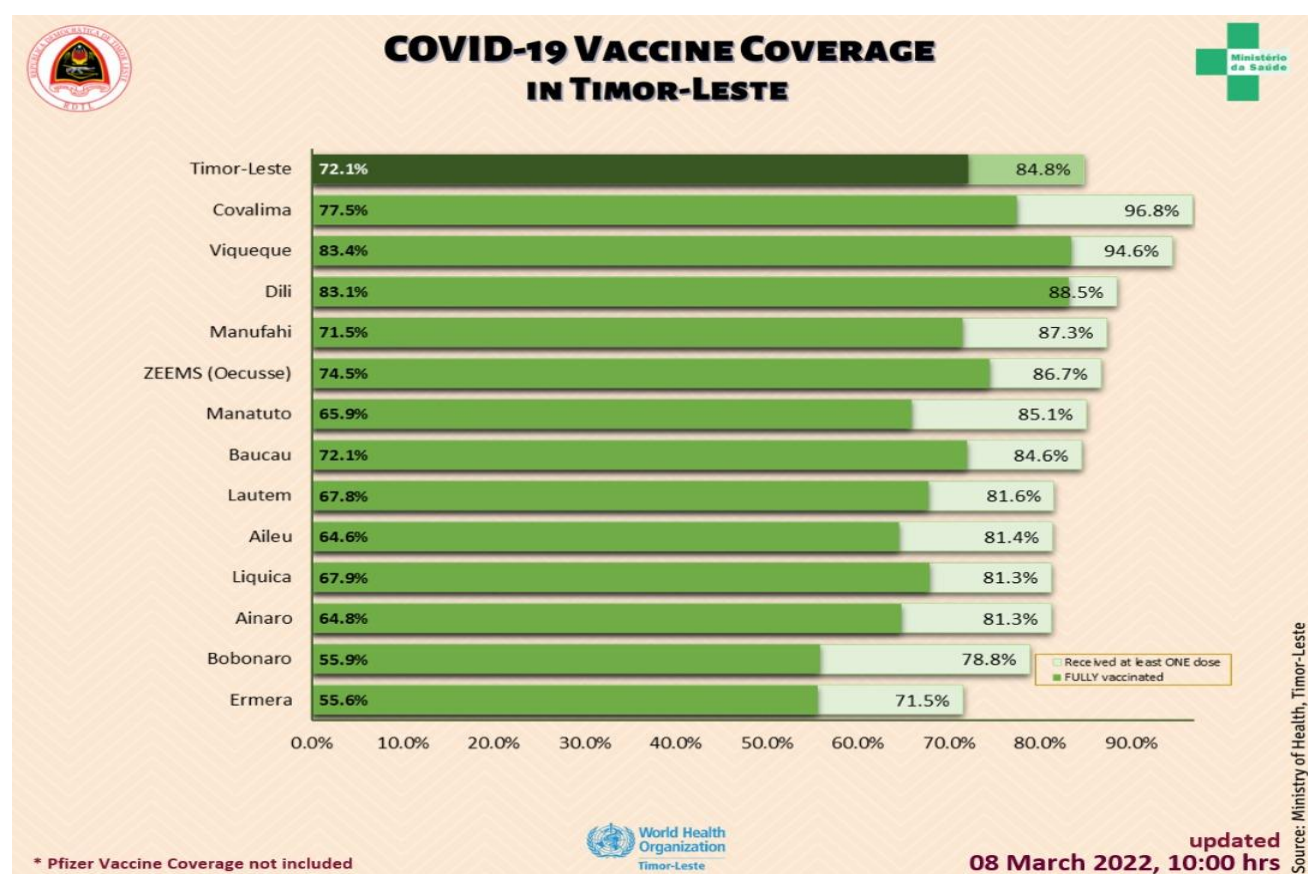


Table 2: Total number of individuals vaccinated with all the vaccine products (AstraZeneca, Sinovac, and Pfizer) and AEFI by sex by district in Timor-Leste as of 10:00 hrs 08/03/2022

Municipality	Number Vaccinated									AEFI		
	First Dose			Second Dose			Third & Booster			Male	Female	Total
	Male	Female	Total	Male	Female	Total	Male	Female	Total			
Dili	122,680	104,551	227,231	110,498	97,934	208,432	7,319	4,029	11,348	14	26	40
Aileu	12,977	12,441	25,418	10,094	10,084	20,178	-	-	-	1	1	2
Ainaro	14,470	14,078	28,548	11,302	11,477	22,779	-	-	-	0	0	0
Baucau	30,702	31,358	62,060	26,104	26,727	52,831	536	184	720	0	0	0
Bobonaro	22,392	22,349	44,741	15,909	15,805	31,714	76	36	112	4	6	10
Covalima	19,379	19,566	38,945	15,618	15,553	31,171	-	-	-	7	6	13
Ermera	28,588	26,651	55,239	21,349	20,411	41,760	11	2	13	0	0	0
Lautem	14,206	15,495	29,701	11,438	13,243	24,681	-	-	-	2	0	2
Liquica	19,550	19,989	39,539	15,094	15,601	30,695	77	42	119	0	1	1
Manatuto	12,404	11,780	24,184	9,459	9,278	18,737	-	-	-	2	0	2
Manufahi	14,940	14,189	29,129	12,104	11,741	23,845	-	-	-	1	2	3
Viqueque	20,217	21,345	41,562	17,603	19,065	36,668	224	150	374	6	0	6
ZEEMS (Oecusse)	17,631	18,730	36,361	15,168	16,063	31,231	-	-	-	0	0	0
Total (without Dili)	227,456	227,971	455,427	181,242	185,048	366,290	924	414	1,338	23	16	39
Total (Timor-Leste)	350,136	332,522	682,658	291,740	282,982	574,722	8,243	4,443	12,686	37	42	79

Figure 2: Weekly progress of COVID-19 vaccination in Timor-Leste as of 10:00 hrs 06/03/2022

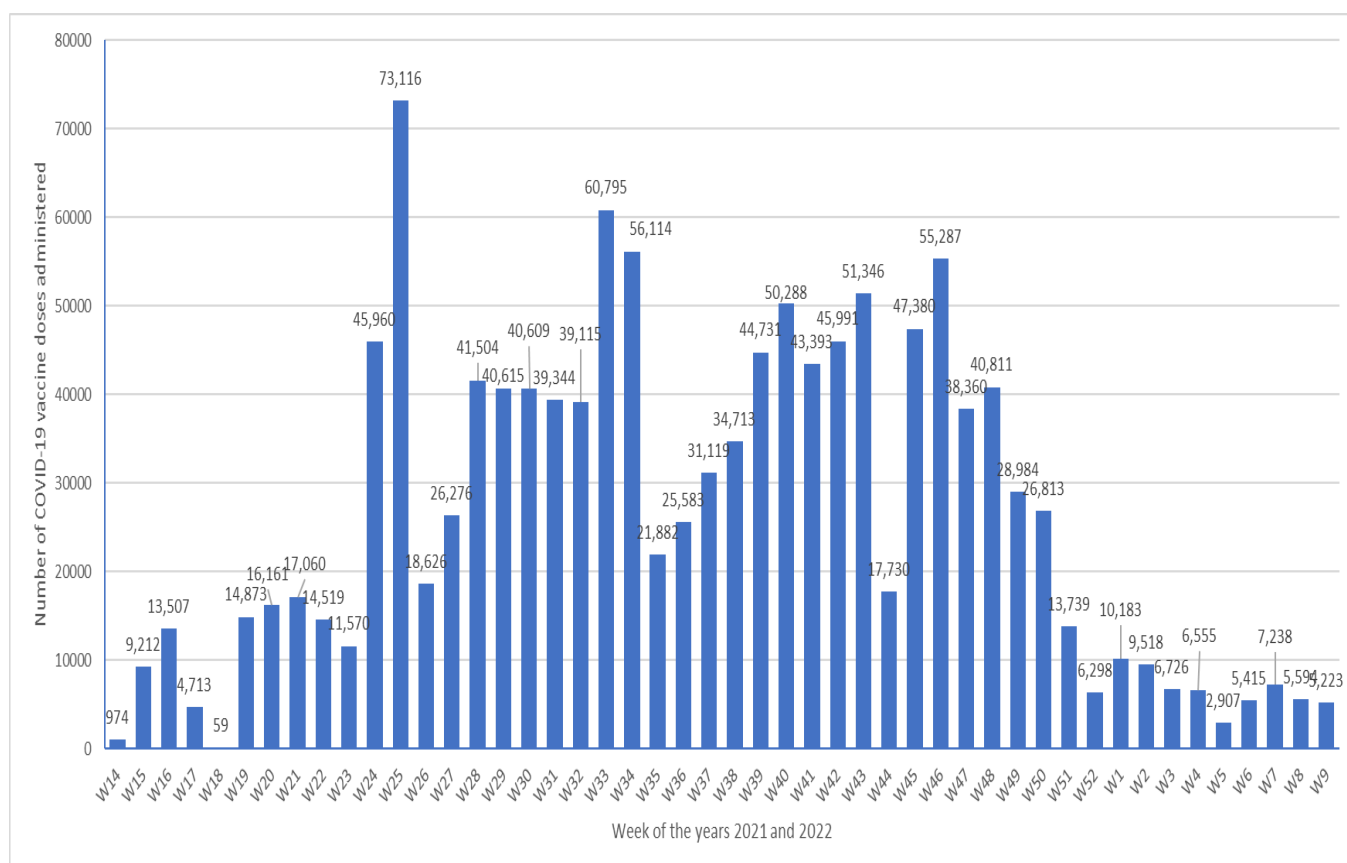


Table 3. Number of individuals among population aged 12 years to <18 years and above* vaccinated with Pfizer vaccine and coverage by district in Timor-Leste as of 10:00hrs 08/03/2022

Municipality	12to <18y Population	First Dose				Second Dose			
		12 to <18y Students	12 to <18y Non-students	Total	Coverage	12 to <18y Students	12 to <18y Non-students	Total	Coverage
Dili	41,822	38,008	46	38,054	91.0%	30,689	25	30,714	73.4%
Aileu	7,770	-	-	-	0.0%	-	-	-	0.0%
Ainaro	10,253	-	-	-	0.0%	-	-	-	0.0%
Baucau	18,189	6	-	6	0.0%	-	-	-	0.0%
Bobonaro	14,466	-	-	-	0.0%	-	-	-	0.0%
Covalima	9,729	-	-	-	0.0%	-	-	-	0.0%
Ermera	20,564	1,474	-	1,474	7.2%	-	-	-	0.0%
Lautem	10,447	-	-	-	0.0%	-	-	-	0.0%
Liquica	11,137	2,822	-	2,822	25.3%	1	-	1	0.0%
Manatuto	7,108	-	-	-	0.0%	-	-	-	0.0%
Manufahi	8,267	-	-	-	0.0%	-	-	-	0.0%
Viqueque	11,490	-	2	2	0.0%	1	-	1	0.0%
ZEEMS (Oecusse)	10,565	-	-	-	0.0%	-	-	-	0.0%
Total (without Dili)	139,985	4,302	2	4,304	3.1%	2	-	2	0.0%
Total (Timor-Leste)	181,807	42,310	48	42,358	23.3%	30,691	25	30,716	16.9%

*Based on 2021 population projections

Total Vaccinated (both doses) 73,074

Table 4. Number of individuals among population aged 18 years and above* vaccinated with AstraZeneca and Sinovac vaccines and coverage by district in Timor-Leste as of 10:00hrs 08/03/2022

Municipality	Eligible Population			Number vaccinated & Coverage																	
	High Risk Groups (20% Pop.)	18-59y no comorbidity (80% Pop.)	Total	First Dose					Second Dose					Booster Dose							
				High Risk Groups (20% Pop.)	Coverage	18-59y no comorbidity (80% Pop.)	Coverage	Total	Coverage	High Risk Groups (20% Pop.)	Coverage	18-59y no comorbidity (80% Pop.)	Coverage	Total	Coverage	High Risk Groups (20% Pop.)	Coverage	18-59y no comorbidity (80% Pop.)	Coverage	Total	Coverage
Dili	29,980	183,822	213,802	53,633	170.9%	135,543	73.7%	189,176	88.5%	34,511	115.1%	143,206	77.9%	177,717	83.1%	4030	1.9%	7307	3.4%	11337	5.3%
Aileu	6,292	24,943	31,235	13,050	207.4%	12,368	49.6%	25,418	81.4%	11,024	175.2%	9,154	36.7%	20178	64.6%	0	0.0%	0	0.0%	0	0.0%
Ainaro	7,410	27,726	35,136	6,744	91.0%	21,804	78.6%	28,548	81.3%	5,146	69.4%	17,633	63.6%	22779	64.8%	0	0.0%	0	0.0%	0	0.0%
Baucau	18,141	55,175	73,316	17,551	96.7%	44,503	80.7%	62,054	84.6%	13,479	74.3%	39,352	71.3%	52831	72.1%	656	0.9%	64	0.1%	720	1.0%
Bobonaro	13,268	43,476	56,744	11,138	83.9%	33,603	77.3%	44,741	78.6%	7,545	56.9%	24,169	55.6%	31714	55.9%	112	0.2%	0	0.0%	112	0.2%
Covallima	8,725	31,503	40,228	10,211	117.0%	28,734	91.2%	38,945	96.8%	7,328	84.0%	23,843	75.7%	31171	77.5%	0	0.0%	0	0.0%	0	0.0%
Ermera	14,350	60,793	75,143	11,148	77.7%	42,617	70.1%	53,765	71.5%	6,979	48.6%	34,781	57.2%	41760	55.6%	13	0.0%	0	0.0%	13	0.0%
Lautem	8,455	27,963	36,418	8,499	100.5%	21,202	75.8%	29,701	81.6%	6,960	82.3%	17,721	63.4%	24681	67.8%	0	0.0%	0	0.0%	0	0.0%
Liquica	9,588	35,597	45,185	9,222	96.2%	27,405	77.2%	36,717	81.3%	7,132	74.4%	23,562	66.2%	30694	67.9%	119	0.3%	0	0.0%	119	0.3%
Manatuto	6,701	21,718	28,419	6,911	103.1%	17,273	79.5%	24,184	85.1%	4,875	72.8%	13,862	63.8%	18737	65.9%	0	0.0%	0	0.0%	0	0.0%
Manufahi	7,595	25,766	33,361	9,725	128.0%	19,404	75.3%	29,129	87.3%	9,519	125.3%	14,326	55.6%	23845	71.5%	0	0.0%	0	0.0%	0	0.0%
Viqueque	11,034	32,905	43,939	12,550	113.7%	29,010	88.2%	41,560	94.6%	10,583	95.9%	26,084	79.3%	36667	83.4%	358	0.8%	16	0.0%	374	0.9%
ZEEMS (Dicasse)	9,408	32,584	41,942	11,642	123.7%	24,719	76.0%	36,361	86.7%	8,190	87.1%	23,041	70.8%	31,231	74.5%	0	0.0%	0	0.0%	0	0.0%
Total (without Dili)	120,967	420,098	541,065	128,391	106.1%	322,732	76.8%	451,123	83.4%	98,760	81.6%	267,528	63.7%	366,288	67.7%	1258	0.2%	80	0.0%	1338	0.2%
Total (Timor Leste)	150,947	603,920	754,867	182,024	120.6%	458,275	75.88%	640,299	84.8%	133,271	88.3%	410,734	68.0%	544,005	72.1%	5288	0.7%	7387	1.0%	12675	1.7%

*Based on 2021 population projections. Population with Comorbidity 12.5% among 10-59y based on 2016 DHS data

High Risk Groups (20% of the population) - Healthcare staff, other front line staff, aged 65y and above, and 18-59y with comorbidity

18-59y with no comorbidity (80% of the population)

Total Vaccinated (all doses) 1,196,979 (Total No. of third Doses - 11)

SITUATION ANALYSIS

- The number of new cases reported continues to decrease for the fourth consecutive reporting period, with single digit cases for most of the days during the current reporting period. Similarly the test positivity rates have been decreasing, together with a decreasing number of hospitalized patients day by day. It reconfirms that the current transmission wave is approaching to the end.
- Across the country, the political campaigns of mass gatherings for the presidential election are ongoing. For most of the occasions few people are taking any public health measures such as mask wearing, adding to our concerns about spreading of the virus. This might pose additional risks to the vulnerable populations such as those unvaccinated senior citizens. Vigilance and actions should be taken to prevent this from happening particularly.

AVAILABLE RESOURCES

- [For public and professionals on prevention, treatment, and vaccination etc.](#)
- [WHO Recommendations for COVID-19 Related Decisions](#)
- WHO Free Courses in Tetum – [OpenWHO.org](#)

COVID-19 INFORMATION AND MEDIA QUERIES

- The MoH has established a hotline number – 119 – for COVID-19 on which people can call to get any COVID-19 related information.
- Additionally, [MoH Facebook page](#) provides timely updates on COVID-19 developments in the country.
- WHO Timor-Leste through its [Facebook page](#) and [Twitter handle](#) also disseminates information on preventive measures, questions and answers, myth-busters and latest updates on COVID-19 globally and nationally.
- For media queries and interviews requests can be sent to hasane@who.int