

GLOBAL INFLUENZA EPIDEMIOLOGICAL DATA COLLECTION TOOL

<https://extranet.who.int/fluid>

Background and objectives

Fluid is a WHO web-based application for entry, collection and dissemination of epidemiological data on influenza. It complements the existing virological data collection tool FluNet (www.who.int/fluNet). Currently Fluid is in pilot test phase: it allows countries to enter epidemiological data online and access processed information instantly. With the next version a complete comprehensive joint epidemiological and virological summary will be released. The final objective is to provide a comprehensive overview of the current influenza situation both globally and locally.

Future plans are for the tool, together with FluNet, to be the main provider for the influenza activity updates in all WHO regions. Automatically generated influenza country profiles and other data displays, such as maps, would be available online.

Data submission

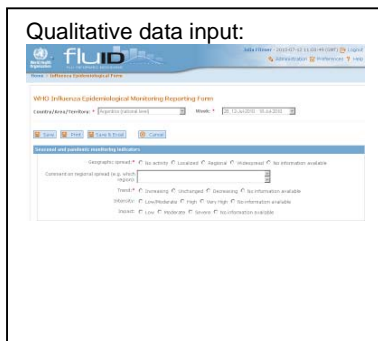


Data is submitted weekly from the national focal points for influenza surveillance or downloaded from regional networks (e.g. EUROFlu). The collected data include qualitative assessments of geographic spread, trend, intensity of transmission, and impact on health care systems as well as quantitative data from sentinel surveillance sites. Quantitative data include numbers of Influenza like Illness, Acute Respiratory Infection, Severe Acute Respiratory Infection and/or pneumonia by age


group, if available, and with the population denominator or total visits to the facility. Mortality data can also be captured. The quantitative data entry page is adaptable to accept the specific data collected by the country.

Examples of the data input screens:

Qualitative data input:

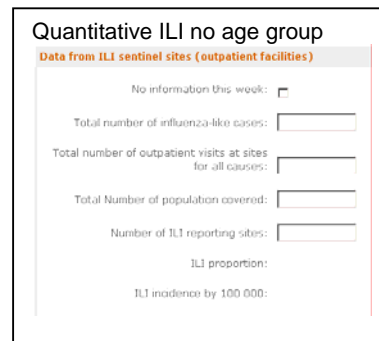


Quantitative: ILL by age group



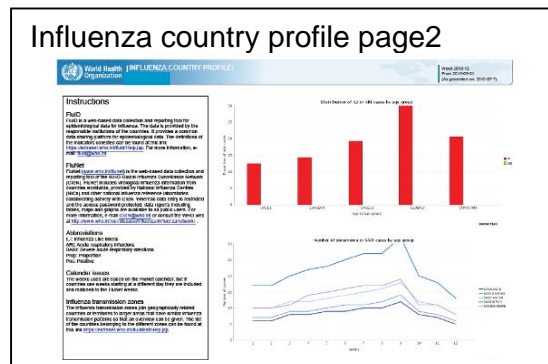
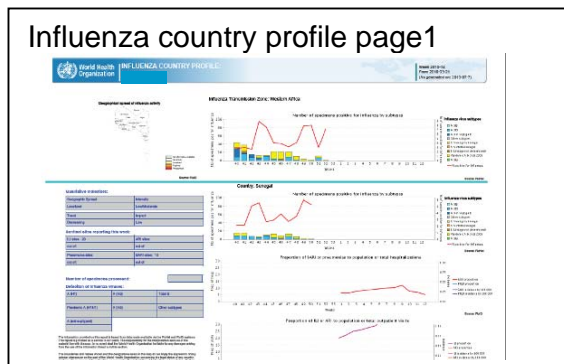
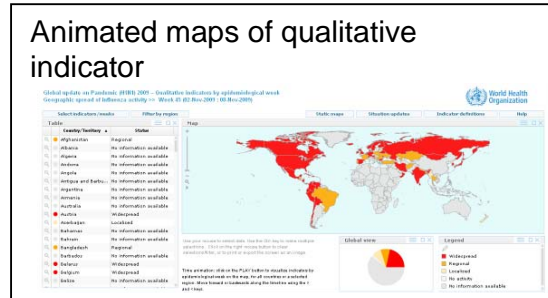
Quantitative ILI no age group

Data from ILI sentinel sites (outpatient facilities)



Output

Data can be exported in Excel® and used for further analysis. Qualitative data is displayed in animated maps and a joint output of FluNet and FluID data, the "Influenza country profile", by country and week will be available with the new release.



Future

In order to provide what is needed from the countries and regions, users are asked for their feedback and we will try to improve the different parts of the tools accordingly. The software engine behind FluID is open source and can be further adapted to meet specific country and regional needs, including the addition of other disease reporting.

Contact

If you wish to contribute or have any questions and/or comments, please don't hesitate to contact fluid@who.int for any further assistance.