

# E-SPAR

electronic states parties annual reporting

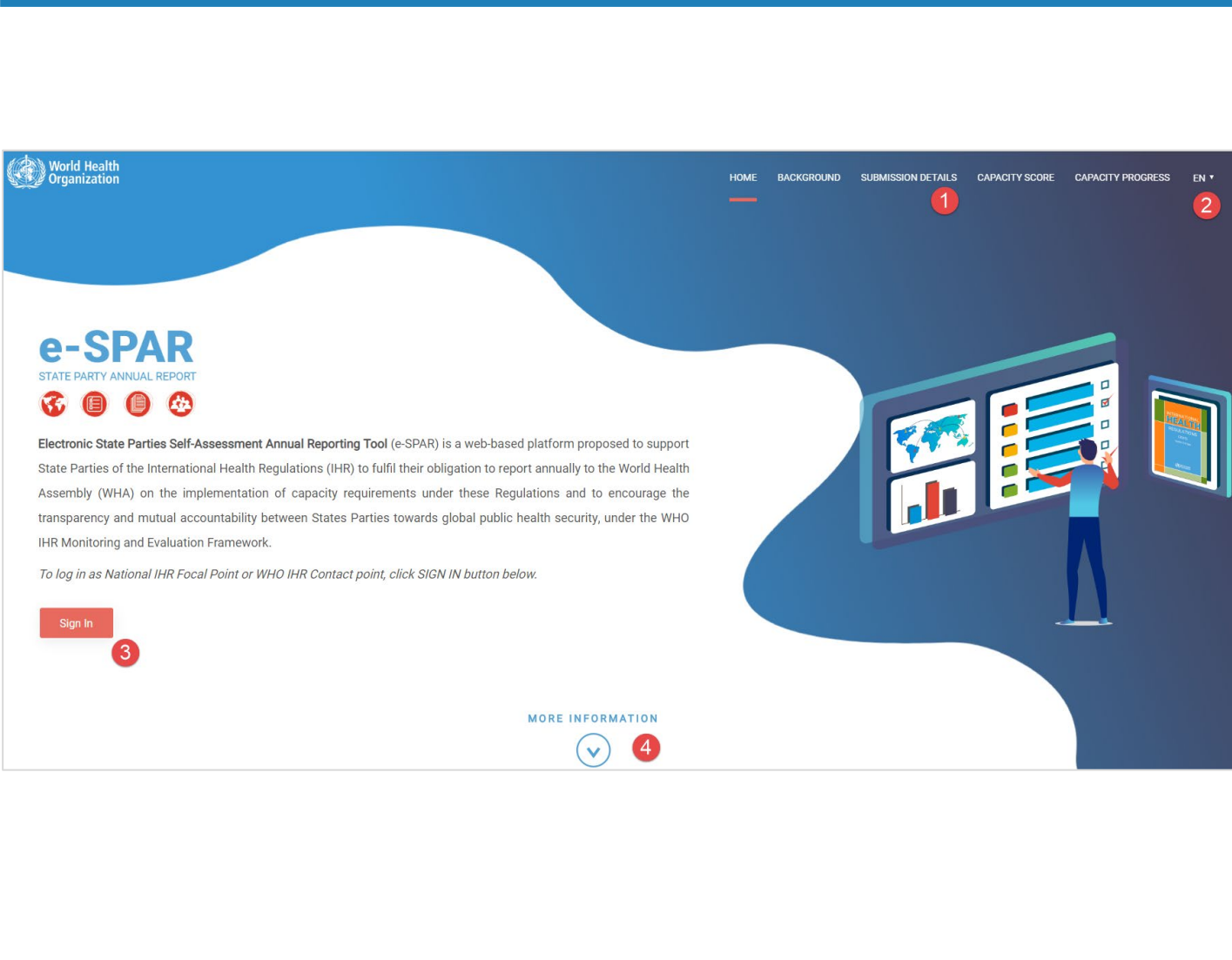
## Public page user manual

<https://extranet.who.int/e-spar/>



World Health  
Organization

# Home page



1 – navigation menu

2 - interface language selection

3 – Sign In as IHR NFP\* to provide IHR annual report or as Regional contact\*\* to monitor region's related data

4 – navigate to the next page (it's possible to scroll down or use top navigation menu)


\* to sign in as IHR National Focal Point - IHR NFP, a user's e-mail should be registered as ADS account and exist in WHO Contact System

\*\* to sign in as WHO IHR Regional contact, a user should have WIMS account which is created by IHRAdmin (ihrmonitoring@who.int)

# Background

5 – useful links and explanatory documentation to facilitate IHR Annual Report submission

# Submission details (excel)

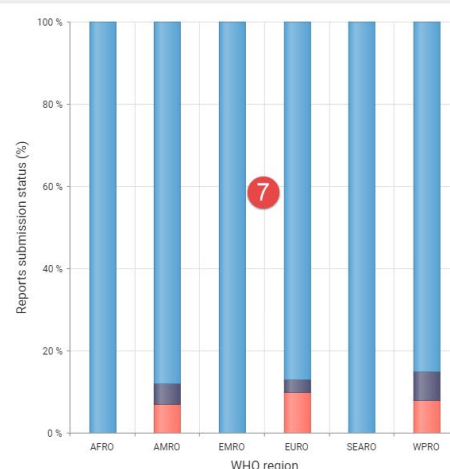
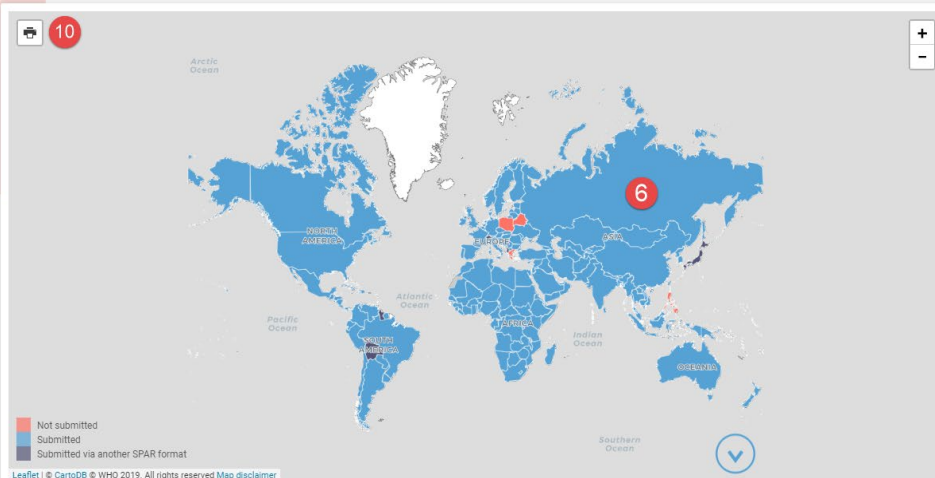
 <b>World Health Organization e-SPAR</b> <small>STATE PARTY ANNUAL REPORT</small>							
IHR States Parties Annual Reporting global submission status per year 2018 (Updated on 09-09-2019)							
WHO region	Total number of countries	Total submitted	Total not submitted	Total submitted via another SPAR format	Total submitted(%)	Total not submitted(%)	Total submitted via another SPAR format(%)
AFRO	47	47	0	0	100	0	0
AMRO	35	31	2	2	89	5	6
EMRO	21	21	0	0	100	0	0
EURO	55	50	2	3	91	4	5
SEARO	11	11	0	0	100	0	0
WPRO	27	23	1	3	85	4	11
ALL Regions	196	183	5	8	94	2	4

6 – submission status by country (zoom-in to find a particular country)

7 – number of state parties per region *submitted, not submitted or submitted IHR report via another format*

IHR States Parties Annual Reporting global submission status per year

9 2018 8

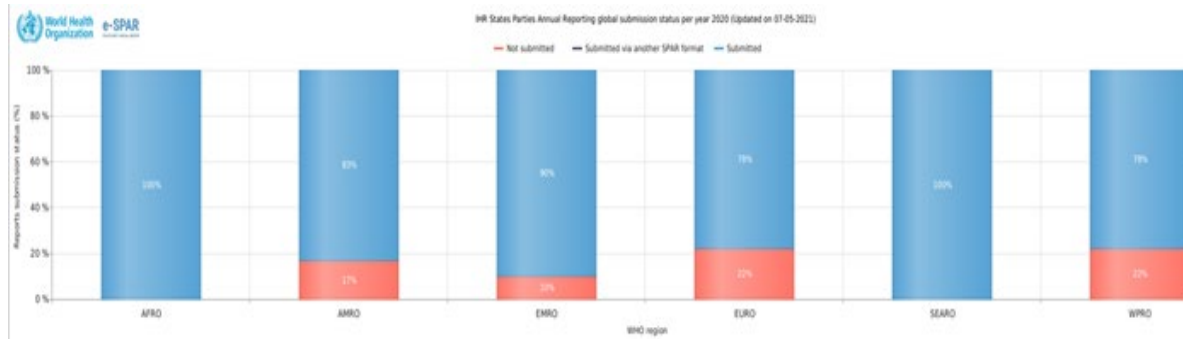


8 – select past or current year to see live annual submission progress status

9 – export submission status reports to excel or pdf format

10 – export map to pdf format

# Submission details (pdf)

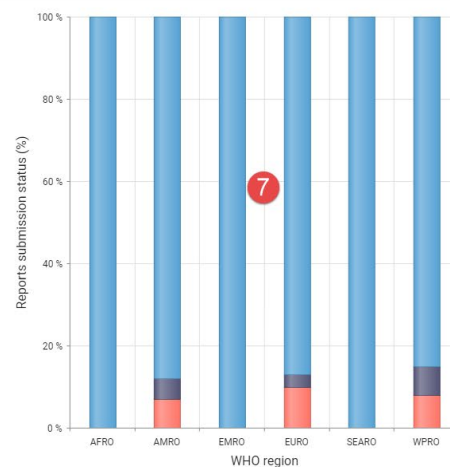
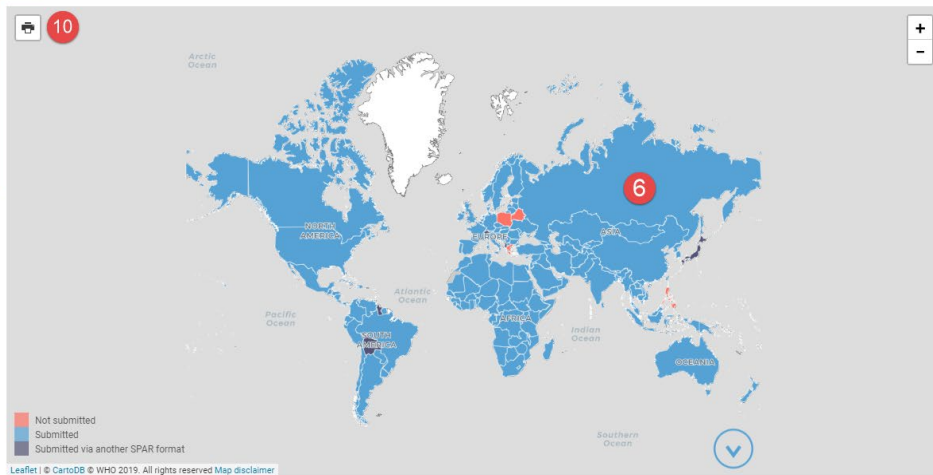


6 – submission status by country (zoom-in to find a particular country)

7 – number of state parties per region *submitted, not submitted or submitted IHR report via another format*

IHR States Parties Annual Reporting global submission status per year

9 2018 8



8 – select past or current year to see live annual submission progress status

9 – export submission status reports to excel or pdf format

10 – export map to pdf format

# Capacity score



11 – WHO regions selection

12 – State Parties selection

13 – IHR annual report year selection

14 – extract full report to Excel or PDF formats based on the selected filter (region, country, year)

15 – main challenges (based on the selected filter). Lowest 3 capacities.

16 – average of all capacities per region/country (among state parties submitted annual report)

17 – total number of reported designated PoEs (Points of Entry)

18 – detailed designated PoE report (available only when a country is selected)

19 – average score per capacity per region(s)/country(ies) vs Global/Regional average. It's possible to filter graph's parts by clicking on the legends



# Capacity progress



20 – IHR Capacity progress report per country(ies) per capacity over several years

21 – State parties selection

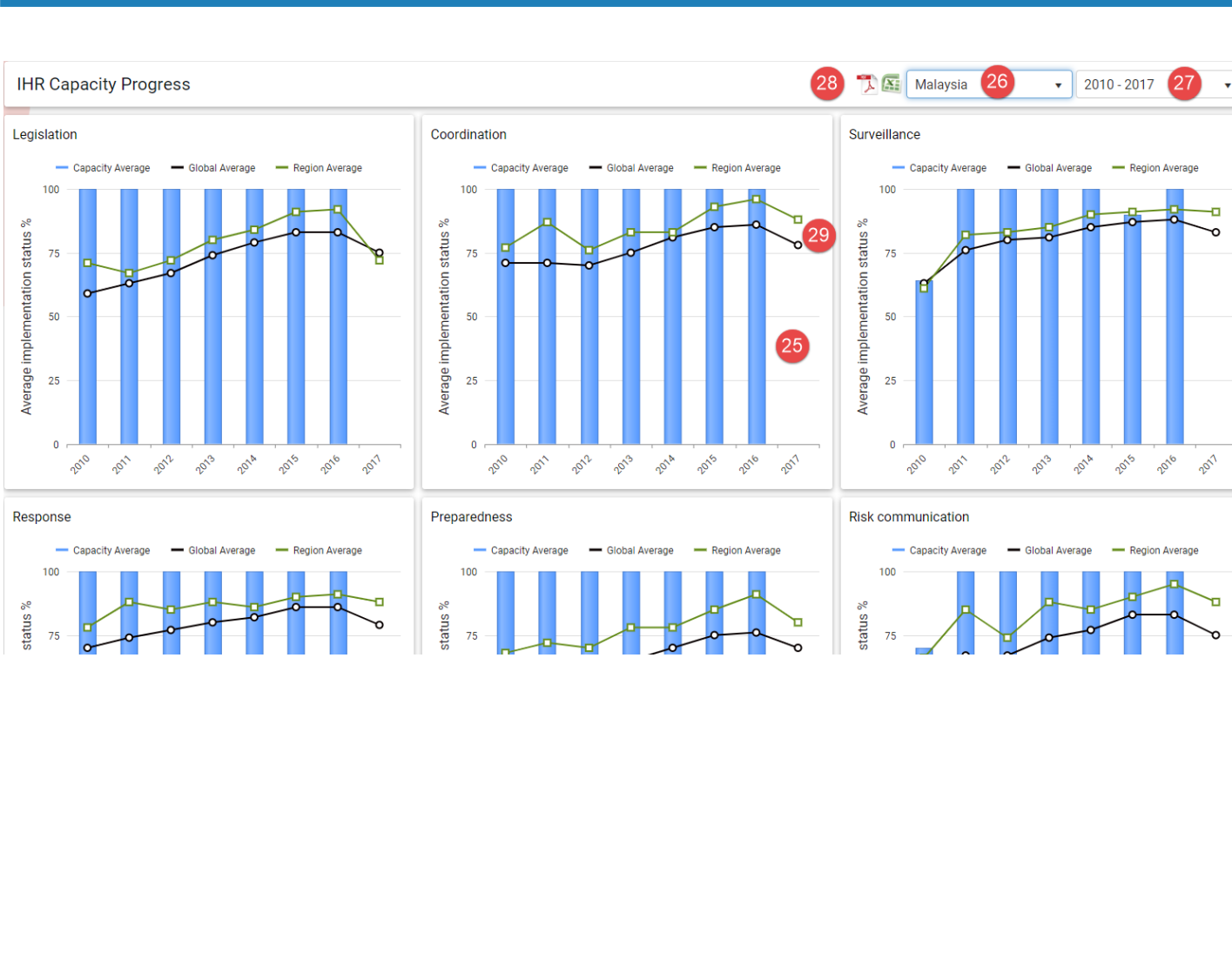
22 – IHR annual report years selection

23 – Report extract to Excel or PDF format

24 – Detailed progress report



# Capacity progress > More information



25 – IHR Capacity detailed progress report per country(ies), per capacity over several years

26 – Country selection filter

27 - Years interval

28 – Report extract to Excel or PDF format

29 – Regional/Global average