



NATIONAL CENTER FOR ZOONOTIC DISEASES

6. **සමස්ත ප්‍රතිචාරය** - ප්‍රතිචාරය සාරාංශයක් ලෙස සකස් කළ හැක.



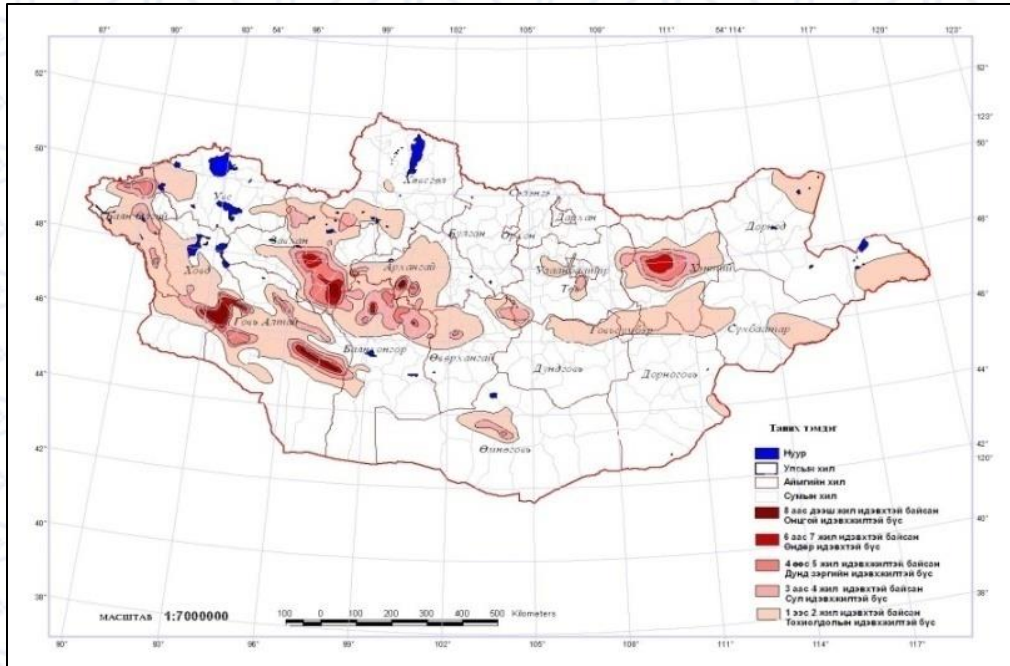
2023





ЗООНОЗЫН
ӨВЧИН СУДААЛЫН ҮНДЭСНИЙ ТӨВ

Natural plague foci in Mongolia



- National center for zoonotic disease has established firstly as “Anti plague research laboratory” in 1931.
- In Mongolia, 28.3% of area in 132 soum of 18 provinces has detected plague natural foci.



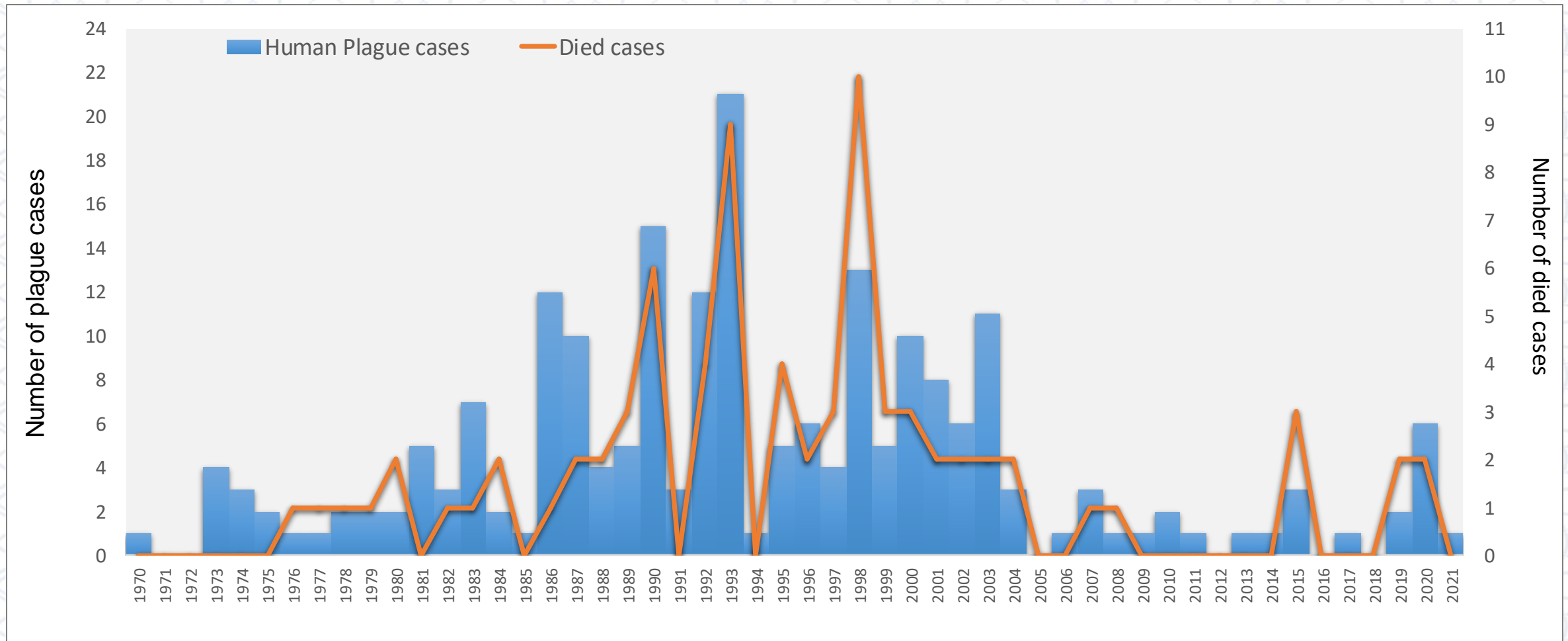
- Since 1928, about 3000 plague strains were isolated from 19 species of mammals and birds in Mongolia.
- More than 50% of all plague strains were isolated from the main host plague in Mongolian marmots (*M.sibirica*).
- 27% of all plague strains were isolated from ectoparasites as marmots fleas (*O.silantiewi*)





Human plague cases in Mongolia

- Between 1970-2021, totally 214 human cases were registered and 36.9% (79) of them died.



Histoty of plague vaccine in Mongolia

- Since 1931, Plague vaccine has first tried produced in Anti plague research laboratory” of Mongolia
- In 1942, Plague vaccine AD produced in Russia
- In 1944, Plague vaccine EV produced in Russia
-
- Since 1944, we organized campaign vaccination anti-plague in 21 province of Mongolia.
- Since 2002, we organized campaign vaccination anti-plague in 16-18 province which high endemic plague of Mongolia.
- Campaign vaccination of anti-plague has been organized within 3th week of July in every years by order of Ministry of Health.





Plague vaccine used in Mongolia

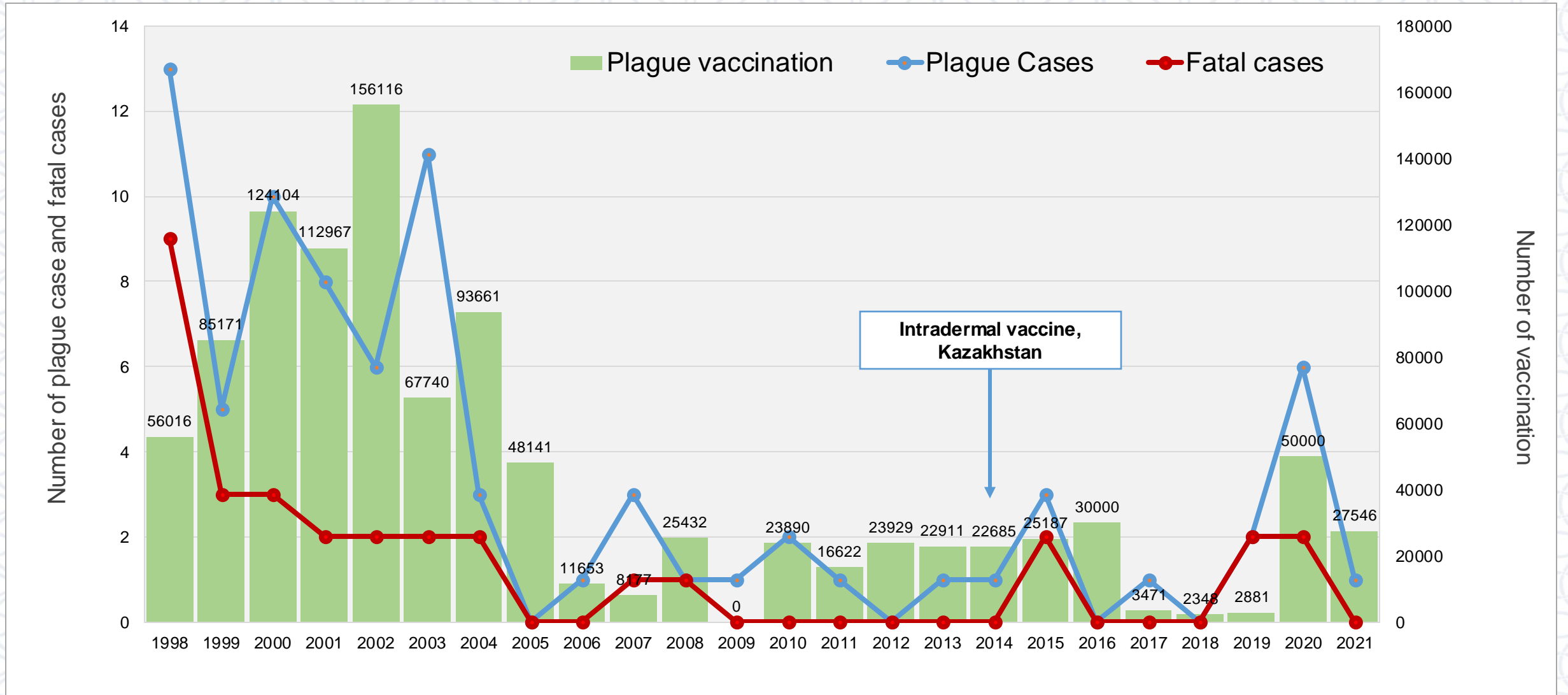
Charecteristic of vaccine	EV76	EV
Producer	Russia	Kazakhstan
Type	Dry live	Dry live
Packages	100-200 human dose in one bottle	10 human dose in one bottle
Injection type	Subcutaneous, intravenous	Intradermal
Bottle usage	30% \approx 30 <i>human</i> dose	100%
Price	5-10\$	30-40\$





ЗООНОЗЫН
ӨВЧИН СУДААЛЫН ҮНДЭСНИЙ ТӨВ

Mass vaccination of anti-plague





ЗООНОЗЫН
ӨВЧИН СУДААЛЫН ҮНДЭСНИЙ ТӨВ

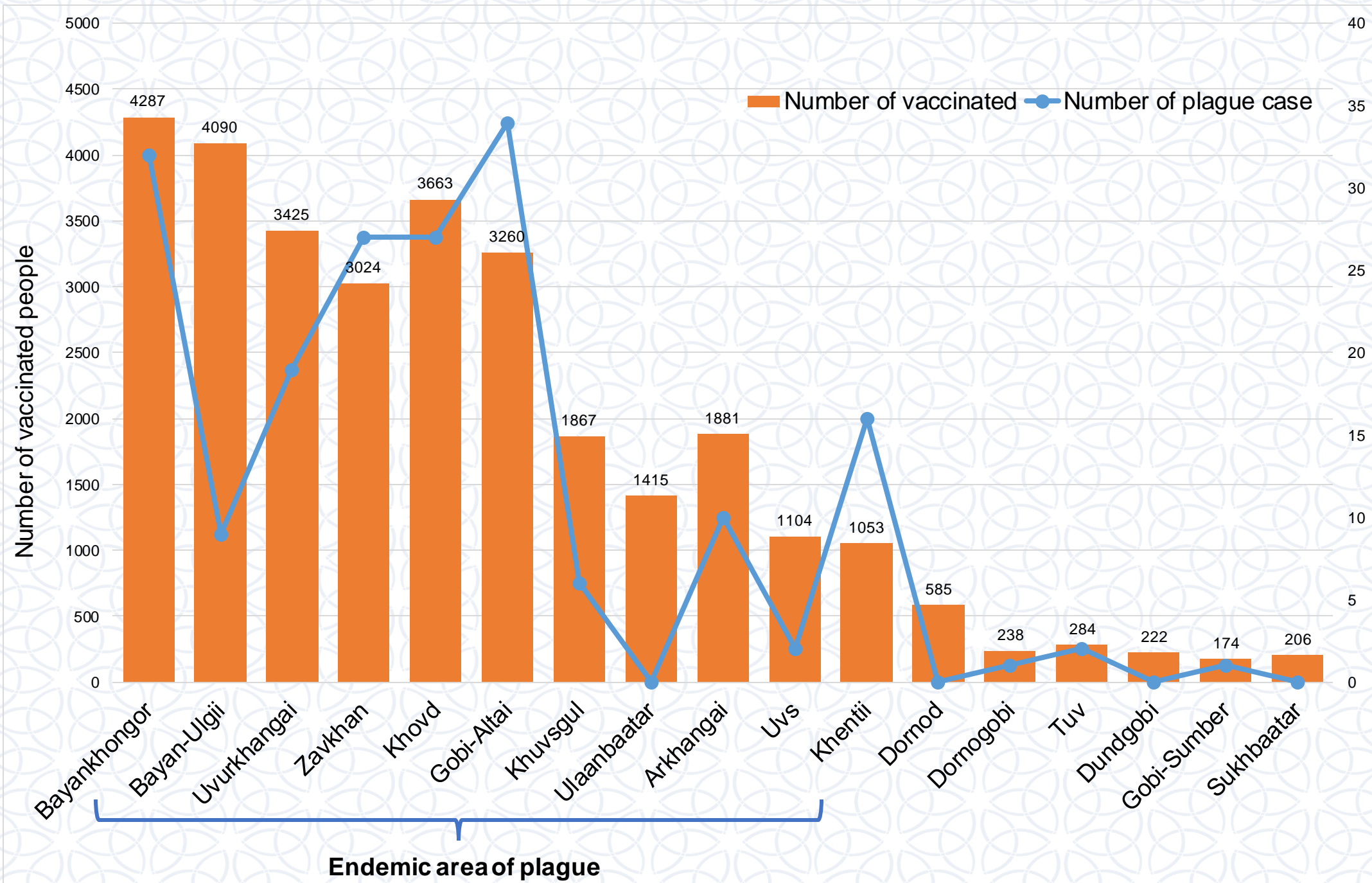
Natural plague foci in Mongolia

Charecteristic	People who have vaccine(early)					Plague case (1970-2011)			
	Age group	Male	Female	Number of vaccinated	%	Male	Female	Total case	%
Age	3-10	1763	1282	3045	6.1	19	7	26	13.1
	11-18	2932	2335	5267	10.5	61	13	74	37.4
	19-29	7237	5186	12423	24.8	16	11	27	13.6
	30-39	8580	5190	13770	27.5	16	14	30	15.2
	40-49	5848	3939	9787	19.5	13	6	19	9.6
	50-59	2605	1844	4449	8.9	9	4	13	6.6
	Upper 60	770	590	1360	2.7	7	2	9	4.5
Total		29735 (60%)	20366 (40%)	50101	100.0	141 (71%)	57 (29%)	198	100.0
Specialists	Health staff			4709	9.4	Health staff		4	2.0
	Police and solders			6066	12.1	Police and solders		0	0.0
	Laboratory specialist			550	1.1	Labortaory specialist		2	1.0
	Resident of active plague foci			2368	4.7	Resident of active plague foci		62	31.3
	Travelers			1001	2.0	Travelers		0	0.0
	Herder			18747	37.4	Herder		62	31.3
	Students			7589	15.1	Students & pupils		63	31.8
	Other			9071	18.1	Other		5	2.5
Total								198	100.0
Side effect after vaccination	Swollen			590	1.2				
	Headache			3064	6.1	Plague case with vaccinated		12	5.6%
	Fever			17	0.0				
Total				3671	7.3				





ЗООНОЗЫН
ӨВЧИН СУДААЛЫН ҮНДЭСНИЙ ТӨВ





6. **සමස්ත ප්‍රතිචාරය** සඳහා ඔබගේ නම සහ සම්බන්ධතා තොරතුරු සපුරා දෙන්න.

**THANK YOU FOR YOUR
ATTENTION**

