

Data Quality Review (DQR) Data Verification and System Assessment Workshop

Session 4

Data Verification at Health Facility
Level – Recounting the Value of the
Indicator from Source Documents
– ANC I



World Health
Organization




USAID
FROM THE AMERICAN PEOPLE



MEASURE
Evaluation



The Global Fund



Learning Objective

To master the process of recounting the indicator at the health facility. Specifically, by the end of the session you should be able to;

- Know the definition of the indicator antenatal care first visit, i.e. ANCI.
- Be familiar with data collection and reporting tools used to record service delivery for ANCI.
- Understand standard protocols for aggregating ANCI at health facilities.
- Understand where to begin and end counting on the ANC register depending on the reporting period in question.
- Understand and avoid common pitfalls in compilation of data for ANCI.

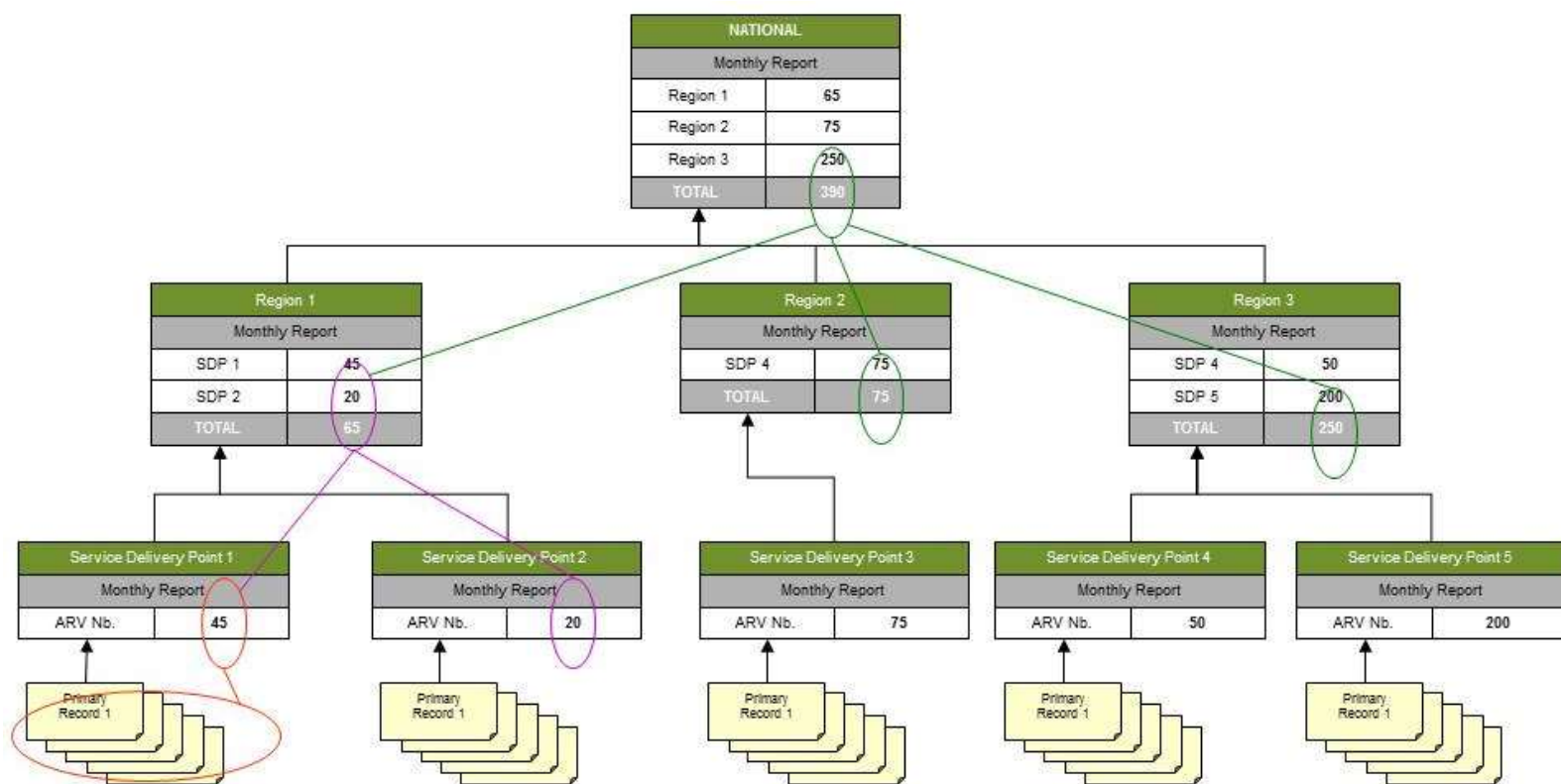
SESSION 4

Recounting ANC I



Data Verification Schema

Verification of reporting



SESSION 4


Recounting ANC I

Source documents: facility registers (ANC, ART, OPD, TB) & immunization tally sheet



Data verification module

- Recommended maximum 5 indicators for review
 - ANCI, DTP3/Penta 3, ART coverage, TB cases, malaria cases (confirmed) (adapt to country implementation)
 - Include country-specific definitions
- Select a time period for the verification (3 months)
 - e.g. : January, February, March 2020
- For each indicator:
 - Documentation review
 - Recount the number of events
 - Reported number of events
 - Reasons for discrepancies



Source Documents and Reports

SOURCE DOCUMENTS AND REPORTS

- Antenatal Care (ANC) register for the 3 months selected for review
- HMIS or Program-specific facility monthly report for the 3 months selected for review

Sl. No.	NAME	ADDRESS	Age	Sex	Religion	Occupation	Marital Status	ANC Status	ANC Date	ANC Time	ANC Place	ANC Type	ANC Notes
56	Mariatu Mawsumu	3 Kontomant Rd	25yrs	F	1	0	52.7	14/12/12					Take Calcium tablets
57	Mariatu Mawsumu	5 Kontomant Rd	25yrs	F	1	0	52.7	14/12/12					Take Calcium tablets
58	Sidra Dambura	6 Kontomant Rd	25yrs	F	1	0	52.7	14/12/12					Take Calcium tablets
59	Arkhelia Tellos	1 Congo Bridge	25yrs	F	1	0	52.7	14/12/12					Take Calcium tablets
60	Kadiolu Carleh	36 Red Pump	25yrs	F	1	0	52.7	14/12/12					Take Calcium tablets
61	Mariatu Brine	36 Red Pump	25yrs	F	1	0	52.7	14/12/12					Take Calcium tablets
62	Mariatu Cole	Leiner Road	25yrs	F	1	0	52.7	14/12/12					Take Calcium tablets
63	Kuffie Kuru	36 Red Pump	25yrs	F	1	0	52.7	14/12/12					Take Calcium tablets
64	Abasmi Sedu	56 Chark St	25yrs	F	1	0	52.7	14/12/12					Take Calcium tablets
65	Piebeca Sunda	Black & Rose Zimara	25yrs	F	1	0	52.7	14/12/12					Take Calcium tablets
66	Mariatu Bawu	02 Congo Valley	25yrs	F	1	0	52.7	14/12/12					Take Calcium tablets
67	Yardi Thairukia	36 Congo Valley	25yrs	F	1	0	52.7	14/12/12					Take Calcium tablets
68	Gloria W. Hants	46 Macabara Rd	25yrs	F	1	0	52.7	14/12/12					Take Calcium tablets
69	Isatu Carleh	50 Piebeca Rd	25yrs	F	1	0	52.7	14/12/12					Take Calcium tablets

SESSION 4

Recounting ANC I



Source document – ANC register

Serial No	Client No	Name	Parish Village	Phone No. Alternate Phone No.	Age	ANC Visit (Circle)	Gravidity / Parity	Gestation age (wks)	EDD	Wt	MUAC	Blood pressure	PMTCT Code W P	DIAGNOSIS/ WHO STAGE/CD4 #	ARVs	Infant feeding option	TB status	Hb	Syp W P	Family Planning	T.T	IPT	ITN	Mebendazole	Iron / Folic acid Fe Folic	Other treatments	Referral in/out	Complications/Risk Factors
						1 2 3 4+																						
						1 2 3 4+																						
						1 2 3 4+																						
						1 2 3 4+																						
						1 2 3 4+																						



- Each row represents a visit by a pregnant woman
- Find the page in the register corresponding to the first date of the reporting period
- Find the column indicating the ANC visit number
- Count the number of rows (visits) for which 1st visit is circled
- Count until you reach the page corresponding to the last day of the selected reporting period

Serial No	Client No	Name	Parish Village	Phone No. Alternate Phone No.	Age	ANC Visit (Circle)	Gravidity / Parity
						1 2 3 4+	
						1 2 3 4+	
						1 2 3 4+	
						1 2 3 4+	
						1 2 3 4+	




Slide 6

- AS3** Need to add information on client-based vs. visit-based as per the facilitators manual and an example of each
Ashley Sheffel, 12/9/2019
- AS5** Also need to add a slide on the common pitfalls in compilation of data for ANC1.
Ashley Sheffel, 12/9/2019
- D.B.1** These are the same - addressed on slide 10 - ok?
David Boone, 4/22/2020

Recounting

- Record the recounted values in the appropriate cells on the data collection form

Number	Question	Result				Skip
DV_105	Please confirm the availability of the source document for antenatal care visits for Month1 to Month3. If available, please recount the number of ANC1 visits recorded in the main source document for Month1 to Month3.	(A) SOURCE DOCUMENT AVAILABLE				(B) RECOUNT NUMBER OF ANC1 IN SOURCE DOCUMENT
		YES, AVAILABLE AND COMPLETE	YES, AVAILABLE BUT PARTLY* COMPLETE	YES, AVAILABLE BUT NO DATA RECORDED	NO	
01	Month1	1 → B	2 → B	3 02 ↙	4 02 ↙	
02	Month2	1 → B	2 → B	3 03 ↙	4 03 ↙	
03	Month3	1 → B	2 → B	3 DV_106 ↙	4 DV_106 ↙	

*PARTLY: the source document is available but some information is missing

SESSION 4

Recounting ANC I



Reported Values

SESSION 4

Recounting ANC I

Facility Monthly Report

- Locate the facility HMIS or Program-specific monthly report for the selected months
- Find the appropriate page of the monthly report – the one with the maternal health section.
- Find the cell for reporting ANC I and note the value. Repeat for the other months

HMIS FORM 105: HEALTH UNIT OUTPATIENT MONTHLY REPORT

2. MATERNAL AND CHILD HEALTH (MCH)

2.1 ANTENATAL	NUMBER	2.5 FAMILY PLANNING METHODS
A1-ANC 1 st Visit		F1-Oral : Lo-Femenal
A2-ANC 4 th Visit		F2-Oral: Microgynon
A3- Total ANC visits (new clients + Re-attendances)		F3-Oral: Ovrette or another POP
A4-ANC Referrals to unit		F4-Oral: Others
A5-ANC Referrals from unit		F5-Female condoms
A6-First dose IPT (IPT1)		F6-Male condoms
A7-Second dose IPT (IPT2)		F7-IUDs (Copper T)
A8-Pregnant Women receiving Iron/Folic Acid on ANC 1 st Visit		F8-Injectable
A9-Pregnant women receiving free ITNs		F9-Natural
A10-Pregnant women tested for syphilis		F10-Other methods
A11-Pregnant women tested positive for syphilis		Total family planning users
A12-Pregnant women counseled, test and received HIV test		

5
9
2
0
5
7

Reported Values

- Record the reported values from monthly facility reports in the appropriate cells on the data collection form

Number	Question	Result			Skip
DV_104	Please confirm the availability of the monthly report form in which antenatal care visits are recorded and sent to the district or next level administrative unit for Month1 to Month3. If available, please record the number of ANC1 visits entered in the monthly report form for Month1 to Month3.	(A) MONTHLY REPORT AVAILABLE			(B) RECORD NUMBER OF ANC1 IN MONTHLY REPORT
		YES, MONTHLY REPORT AVAILABLE WITH INFORMATION RECORDED FOR ANC VISITS	YES, MONTHLY REPORT AVAILABLE BUT INFORMATION ON ANC VISITS NOT RECORDED	NO, MONTHLY REPORT NOT AVAILABLE	
01	Month1	1 → B	2 02 ↩	3 02 ↩	
02	Month2	1 → B	2 03 ↩	3 03 ↩	
03	Month3	1 → B	2 DV_105 ↩	3 DV_105 ↩	

SESSION 4

Recounting ANC I



Potential Cross Checks

- Cross checks are verifications of service delivery across data sources which can help identify data quality problems.
- If time permits, the following cross checks can be conducted for ANC first visit.
 - Compare the number of ANC clients provided with prophylaxis for malaria (IPT) in a given reporting period to the number of patients given prophylaxis in the pharmacy log book.
 - Compare the number of syphilis diagnostic tests reported for ANC clients in the ANC register with the number of syphilis tests done in the period according to the laboratory register.
 - Compare pregnant women vaccinated against tetanus in the ANC register against the quantity of tetanus vaccine used in the period according to vaccine stock management logs.

SESSION 4

Recounting ANC I




Keep in
mind...

Be careful to note if the ANC register is “client-based”, or “visit-based”.

- A client-based register has one record (usually a row in a register) per client that is updated for each visit
- A visit-based register has a record (a row) for each visit of a patient.
- A visit-based register can have multiple visits for a client in the same reporting period and thus, poses a risk of double counting.

SESSION 4

Recounting ANC I



Questions

- What is the source document for the indicator ANCI?
- Describe how to recount the indicator ANCI if the ANC register is client-based. Visit-based?

SESSION 4

Recounting ANC I



Practice

SESSION 4

Recounting ANC I

Practice with example ANC Registers

- Work in small groups to conduct the recount (2-4 participants, depending on the number of available registers).
- The facilitator will provide example registers for you to work with.
- Your instructor will give you the reporting period to be verified. With this you can begin counting the number of pregnant women attending antenatal care for the 1st time this pregnancy.
- You have 60 mins.

