

# Data Quality Review (DQR) Data Verification and System Assessment Workshop

## Session 6A

Data Verification at Health Facility  
Level – Recounting the Value of the  
Indicator from Source Documents  
– New on ART



World Health  
Organization




**USAID**  
FROM THE AMERICAN PEOPLE



MEASURE  
Evaluation



**The Global Fund**



# Learning Objective

To master the process of recounting the indicator at the health facility. Specifically, by the end of the session you should be able to;

- Know the definition of the indicator Number of patients newly initiated on ART, i.e. New on ART.
- Be familiar with data collection and reporting tools used to record service delivery for New on ART.
- Understand standard protocols for aggregating New on ART at health facilities.
- Understand how to re-count New on ART on the medical record or ART Register for the selected reporting period.
- Understand and avoid common pitfalls in compilation of data for New on ART.

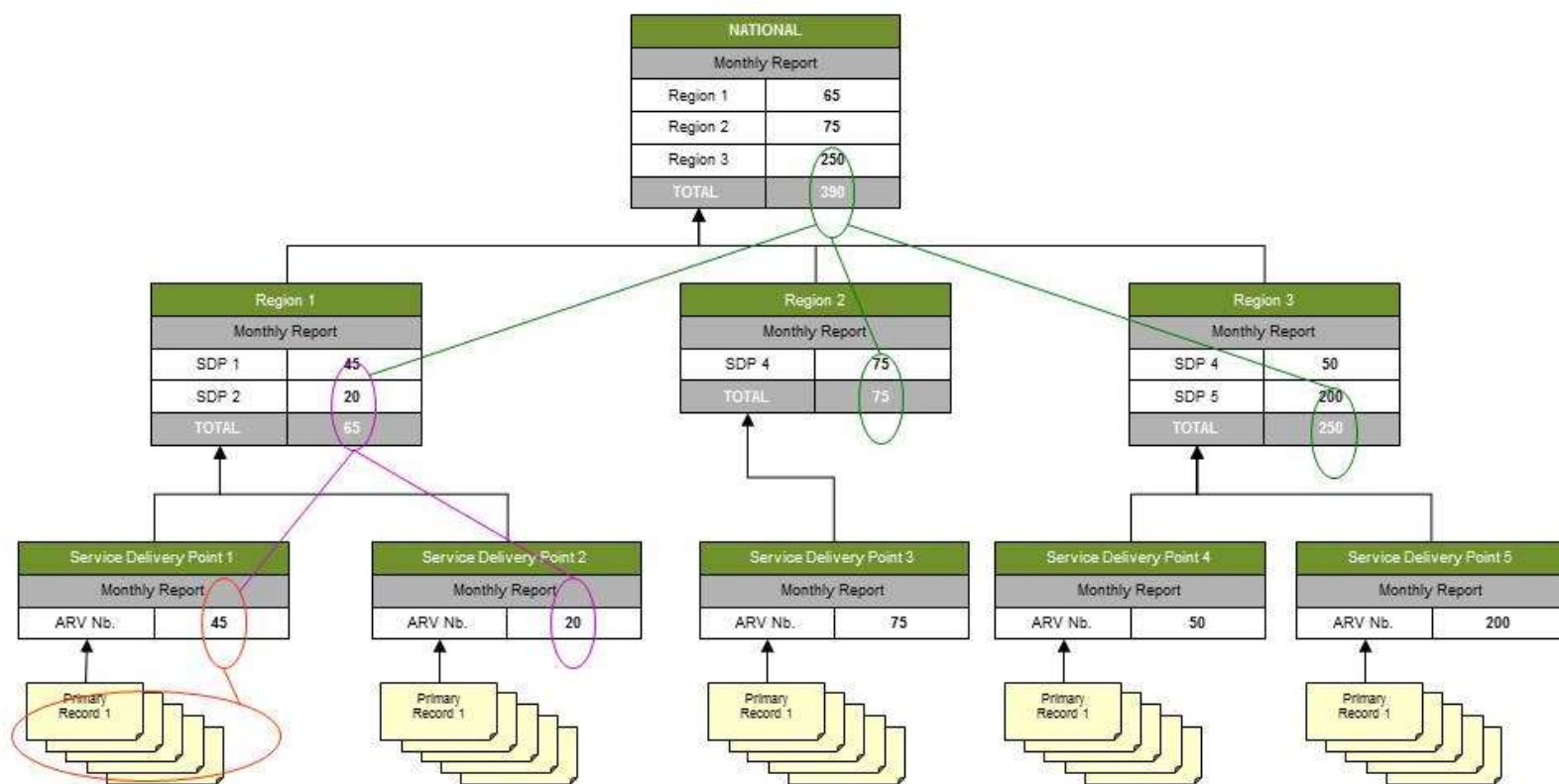
## SESSION 6A

### Recounting New on ART



# Data Verification Schema

## Verification of reporting



### SESSION 6A

Recounting New on ART

Source documents: facility registers (ANC, ART, OPD, TB) & immunization tally sheet




# Data Verification

## SESSION 6A

Recounting New on ART

### Data verification module

- Recommended maximum 5 indicators for review
  - ANCI, Penta 3/DTP3, New on ART, TB cases, malaria cases (confirmed) (adapt to country implementation)
  - Include country indicator definitions
- Select a time period for the verification
  - e.g. : End of March 2019 (end of 1<sup>st</sup> trimester)
- For each indicator:
  - Documentation review
  - Recount the number of events
  - Reported number of events
  - Reasons for discrepancies



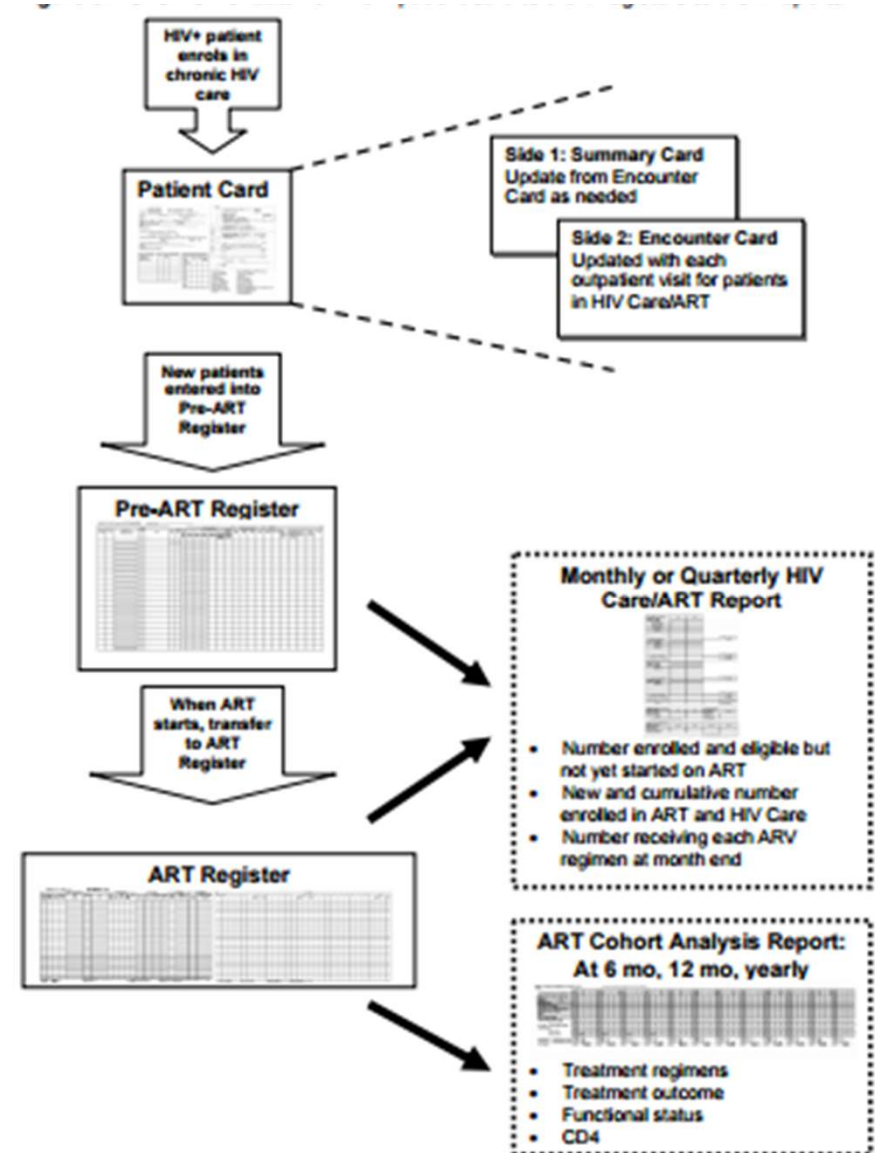
## Recounting New on ART



# Recounting ACA AS5

## Source documents for Treatment with ARVs

- ART Patient Card
- ART Register



## SESSION 6A

### Recounting New on ART

## Slide 6

---

- AS4**      need to add a slide on the common pitfalls in compilation of data for ART  
Ashley Sheffel, 12/9/2019
- AS5**      also need notes in the slide deck to explain this slide as ART is complicated  
Ashley Sheffel, 12/9/2019

## SESSION 6A

## Recounting New on ART

Sample patient card 1- ART (Exercises B and F1)

Unique # **VU0001**      **HIV CARE/ART CARD 1**

District **Manduk**      Health unit **Veld**      District clinician/team **Smith**

Name **Anna Abouya**      Pt clinic # **1**

Sex: ☐ M ☐ F ☐ Age **27**      DOB **30/12/78**      Marital status **married**

Address **192 Market Road, Apt 3, Veld**

Telephone (whose) **33 665 1234 (self/Anna)**

Prior ART:

☐ Transfer in with records

☐ Earlier ART but not a transfer in

☐ PMTCT only

☐ None

Care entry point:

☐ PMTCT      ☐ Medical      ☐ Under5      ☐ TB      ☐ STI

☐ Private/Cc      ☐ Hospital      ☐ ICU      ☐ Adult      ☐ Sex      ☐ Outreach

☐ Self-referral      ☐ CBO      ☐ Other:

Treatment supporter: **med pick-up if ill: John Abouya (husband)**

Address **192 Market Road, Apt 3, Veld**

Telephone (whose): **33 665 1233 (self/John)**

Home-based care provided by: **ALIVE**

Names of family members and partners	Age	HIV +/-	HIV care Y/N	Unique no.
John Abouya (husband)	35	+	N	

ART treatment interruptions			
Stop (Lost (circle))	Date	Why	Date if Restart:
Stop Lost	03/07/06		
Stop Lost			
Stop Lost			
Stop Lost			
Stop Lost			

**Drug allergies**

Date

01/01/06 Confirmed HIV+ test      Where **Veld**      HIV(1) 2      Ab / PCR (if < 18 mo)

01/01/06 Enrolled in HIV care

**ARV therapy**

01/01/06 Medically eligible      Clinical stage **3**

Why eligible: ☒ Clinical only      ☐ CD4%      ☐ TLC

22/01/06 Medically eligible and ready for ART

Transferred in from      ART started

22/02/06 Start ART 1st-line initial regimen: **d4T(30)-3TC-EFV**

At start ART: Weight **50**      Function **A**      Clinical stage **3**

Substitute within 1st-line:

08/03/06 New regimen AZT-3TC-EFV      Why **1**

Cohort: **02/06**

1st-line

2nd-line

Unique # **VU0001**      **HIV CARE/ART CARD**      Name **Anna Abouya**

Switch	Date	Follow-up date	Duration in months since first starting ART, since starting current regimen	Wt	If Pregnant EDI? PMTCT? If FP write method(s) If child write height	Function Work Amb Bed	WHO clinical stage	TB status	Potential SIDE EFFECTS	New OI, Other PROBLEMS	Cotrimoxazole Adhere Dose	Other meds dispensed	ARV drugs Adhere/ Why Dose dispensed	CD4	Hgb, RPR, TLC, other lab	Refer or consult or provide If hospitalized, # of days
New reg	01/01/06	08/01/06	50	No FP	W	3	No signs			FEVER		18				Consult-ART prep
New reg	08/01/06	15/01/06	49	No FP	A	3	No signs				G	18				Consult-ART prep (continued)
New reg	15/01/06	22/01/06	48	No FP	A	3	No signs				F	18				
New reg	22/01/06	22/02/06	47	No FP	A	3	No signs				G	64				HBC (ALIVE)
Dead	22/02/06	08/03/06	0	47	No FP	A	3	Sputums	D	COUGH x 3 wks	G	64				
Transf	08/03/06	09/04/06	2wks	47	No FP	A	3	+++ TB Rx	D (worse)	Pancreatitis	G	64			F/1	60 AZT-3TC-EFV Sent Hgb
	09/04/06	07/05/06	1	49	No FP	A	3	TB Rx	D (improved)		G	64			G	60 AZT-3TC-EFV Hgb= 10 Sent Hgb
	07/05/06	04/06/06	2	51	No FP	W	3	TB Rx			G	64			G	60 AZT-3TC-EFV Hgb= 11 Sent Hgb
	05/06/06	03/07/06	3	52	No FP	W	3	TB Rx			G	64			G	60 AZT-3TC-EFV Hgb= 11 Sent Hgb
	03/07/06															

Why STOP codes:

1 Toxicity/side effect

2 Pregnancy

3 Treatment failure

4 Poor adherence

5 Illness, hospital

6 Drugs out of stock

7 Patient transfer

8 Other patient of

9 Planned Rx. inte

10 Other (specify)

# Patient ART follow-up Summary Form



## Slide 7

---

**AS6**      need notes to explain this slide in more detail  
Ashley Sheffel, 12/9/2019

# Recounting

## Source document New on ART – ART Register

**ART register (see Annex D3)**

Registration and Personal Info.								Status at start ART				Fill when applicable				1st Line Regimen		2nd Line Regimen		
ART Start Date	Unique ART No	Why Eligible (Transfer In)	Patient Clinic ID	Name Surname Given name	Sex	Age	Address	Functional status	WT	Child: Height	WHO clinical stage	CD4	INH Start date Stop date	CTX Start date Stop date	TB Rx Start date Stop date	Preg Due date PMT CT link	Original Regimen	Substitutions 1st: Reason / Date 2nd: Reason / Date	Regimen	Switches, substitutions 1st: Reason / Date 2nd: Reason / Date

Year																								
Write in month																								
Month 0	Month 1	2	3	4	5	6	7	8	9	10	11	12	13	14	15	16	17	18	19	20	21	22	23	24

- Longitudinal (i.e. over time) Register with one line per patient. Each page begins a new monthly “cohort”
- Patient follow-up with ARV Regimen and dates on right hand side of the register extending for 24 months

### SESSION 6A

Recounting New on ART



## Recounting

### ART Register: Recounting from the source document

- Begin from the page of the register corresponding to the beginning of the period being assessed
- Count the number of patients who initiated treatment during the month. Do not count patients who have “transferred-in” to the facility in the month. (these patients were already reported as new in the past by another facility).
- Continue to the subsequent pages representing the months selected for review, count those months and stop.
- For a three-month period you should count those that start on ART in each of the three months.

#### SESSION 6A

Recounting New on ART



# Recounting

- Record the recounted values in the appropriate cells on the data collection form

REVIEW SOURCE DOCUMENT FOR ART AND ANSWER THE FOLLOWING QUESTIONS				
DV_303	Please confirm the availability of the <b>main source document used for reporting of</b> the number of <b>PATIENTS NEWLY ON ART</b> for Month1 to Month3. If available and information on <b>PATIENTS NEWLY ON ART</b> is recorded, please <b>recount</b> the number of <b>PATIENTS NEWLY ON ART</b> for Month1 to Month3.	YES, SOURCE DOCUMENT AVAILABLE WITH INFORMATION RECORDED FOR PATIENTS NEWLY ON ART*	NO, SOURCE DOCUMENT NOT AVAILABLE OR INFORMATION ON PATIENTS NEWLY ON ART NOT RECORDED	
		YES, SOURCE DOCUMENT AVAILABLE WITH INFORMATION RECORDED FOR PATIENTS NEWLY ON ART *	NO, SOURCE DOCUMENT NOT AVAILABLE OR INFORMATION ON PATIENTS NEWLY ON ART NOT RECORDED	
01	Month1	1 → B	2 02 ↩	
02	Month2	1 → B	2 03 ↩	
03	Month3	1 → B	2 DV_304 ↩	

## SESSION 6A

Recounting New on ART

6 5 0  
1 5 4

# Recounting

## Facility Monthly Report

- Locate the facility HMIS or Program-specific monthly report for the selected months.
- Find the appropriate page of the monthly report – the one with the ARV section.

### ART Section of health facility monthly report

1. ART – new and cumulative number of persons started on ART				
	Cumulative number of persons ever started on ART at this facility at the end of the previous reporting period	New persons started on ART at this facility during the reporting period	Cumulative number of persons ever started on ART at this facility at end of the current reporting period	Percentage (%)
Males (>14 years)	a.	b.	c.	c/o*100
Females (>14 years)	d.	e.	f.	f/o*100
Boys (0–14 years)	g.	h.	i.	i/o*100
Girls (0–14 years)	j.	k.	l.	l/o*100
Total	m.	n.	o.	100
Subset of those newly started on ART			Total	Percentage (%)
Baseline CD4 count available			p	p/n*100
CD4 ≤200 cells/cmm			q	q/n*100
Pregnant			r	r/n*100
Breastfeeding			s	s/n*100
Active TB disease during the reporting period			t	t/n*100
Started on TB preventive therapy during the reporting period			u	u/n*100
Screened for hepatitis B during the reporting period			v	v/n*100
Screened for hepatitis C during the reporting period			w	w/n*100

- Find the cells for reporting New on ART and note the value. Repeat for the other months and add to get the total for the quarter.

## SESSION 6A

### Recounting New on ART



# Reported Values

- Record the reported values from monthly facility reports in the appropriate cells on the data collection form

No.	Question	Result		Skip	
DV_304	Please confirm the availability of the <b>monthly report</b> form in which <b>patients newly on ART</b> are recorded and sent to the district or next level administrative unit for Month1 to Month3. If available, please <b>record</b> the number of <b>patients newly on ART</b> entered in the <b>monthly report form</b> for Month1 to Month3.	<b>(A) MONTHLY REPORT AVAILABLE</b>		<b>(B) RECORD NUMBER OF PATIENTS NEWLY ON ART IN MONTHLY REPORT</b>	
		YES, MONTHLY REPORT AVAILABLE WITH INFORMATION RECORDED FOR PATIENTS NEWLY ON ART	YES, MONTHLY REPORT AVAILABLE BUT INFORMATION ON PATIENTS NEWLY ON ART NOT RECORDED	NO, MONTHLY REPORT NOT AVAILABLE	
01	Month1	1 → B	2 ↙ 02 ↙	3 ↙ 02 ↙	
02	Month2	1 → B	2 ↙ 03 ↙	3 ↙ 03 ↙	4
03	Month3	1 → B	2 ↙ DV_305	3 ↙ DV_305	8

## SESSION 6A

Recounting New on ART

# Potential Cross Checks

## SESSION 6A

### Recounting New on ART

- Cross checks are verifications of service delivery across data sources which can help identify data quality problems.
- If time permits, the following cross checks can be conducted for New on ART.
  - Compare information for priority data elements on a small sample of patient cards with information for the same cases on the ART register.
  - Verify patients' diagnostic information between the laboratory register and the ART register.
  - Compare the number of patients new on ART in a given reporting period to the number of patients prescribed ART medication in the pharmacy log book.
  - Compare patients treated against consumption of drugs in the drugs stock management logs.




Keep in  
mind...

- There may be a ART dispensing register in addition to an ART treatment register. The dispensing register notes what regimen was prescribed and filled (picked up), and when.
- It may be easier to count 'New on ART' in the dispensing register.
- Transfers-in to the facility are not counted as new at the facility for the month they transfer in. They were counted as new when they started at the old facility.
- If there are many new patients, and they need disaggregated by age and gender, a tally sheet can help accurately re-count the total for the period.

## SESSION 6A

Recounting New on ART





# Questions

- What pages of the ART register should be counted to determine the number of new initiates on ART for the selected reporting period.
- How are transfer-in patients handled for the recount (counted or not counted) ?

## SESSION 6A

Recounting New on ART



## Practice

### Practice with example ART Patient Card and/or ART Registers

- Work in small groups to conduct the recount (2-4 participants, depending on the number of available registers).
- The facilitator will provide example source documents for you to work with.
- Your instructor will give you the reporting period to be verified. With this you can begin counting the number of patients Newly on ART.
- You have 75 min.

## SESSION 6A

Recounting New on ART

