

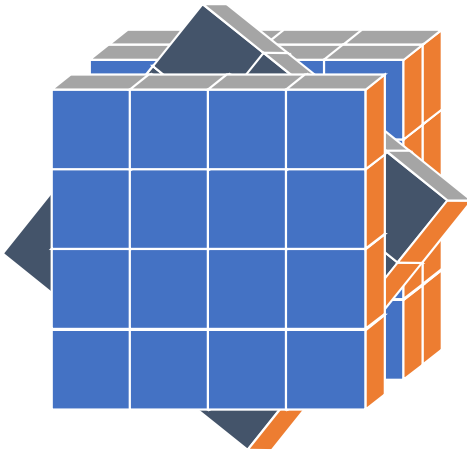


Safety data management systems,
methods of post-introduction
evaluation & assessing performance in
countries using COVID-19 vaccines
&
Some examples of eData solutions

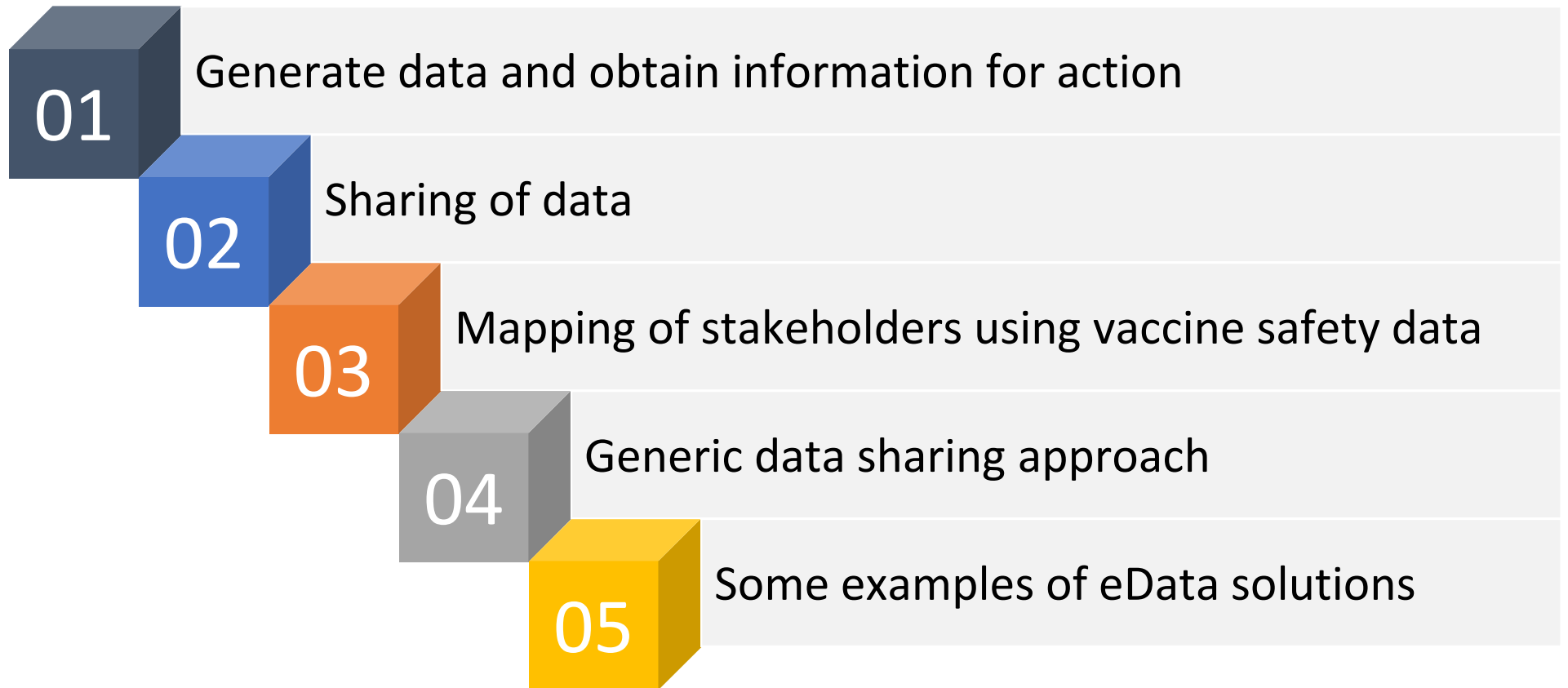


Learning objectives: The learner should be able to

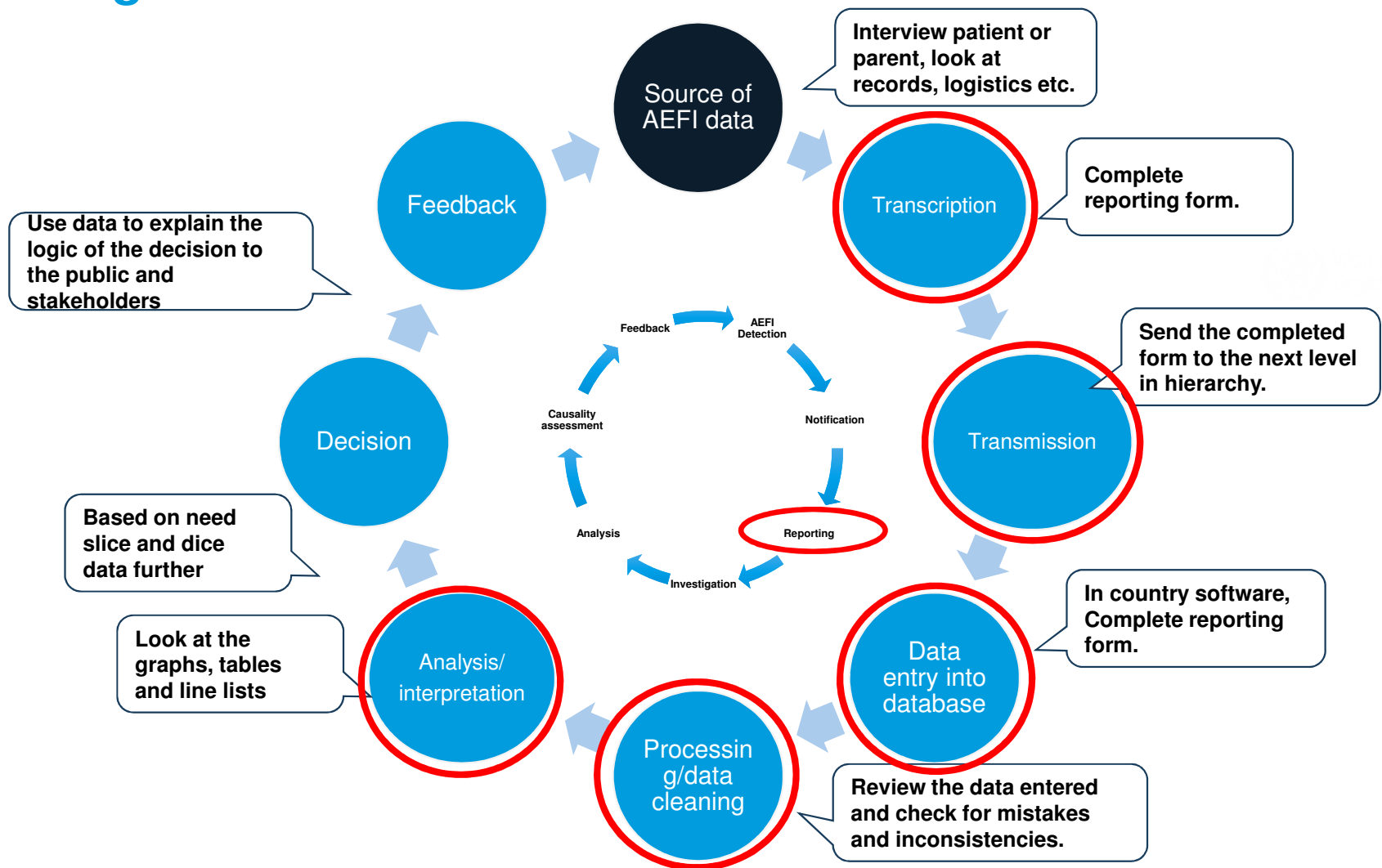


- 01 Explain how data generation can provide information for action
- 02 Demonstrate the impact of sharing of data
- 03 Map the stakeholders using vaccine safety data
- 04 Use eData solutions for data management

Presentation structure



From data generation to information for action



Vaccine Safety Data

www.dailynews.com

The World's reference newspaper

Since 1884

Impact of data sharing



National:

- Data in some countries will be reported through multiple channels, with programmes working on data from the same patients and sometimes via the same health care professional, but with different goals and pathways.

Regional and global

- Maximizes resources and capacity to enable efficient responses and decision-making.
- Improves Signal detection capacity and ability to identify rare events
- Data transformation is usually required to facilitate data sharing.

Outcome of data sharing

Data source	Outcome of data sharing
Data from passive and enhanced passive AEFI surveillance systems	Detect signals, monitor immunization programme activities, monitor events that could be related to defective, un-registered or counterfeit COVID-19 vaccines.
Data from active surveillance systems	Verify and confirm the post-licensure safety profiles of COVID-19 vaccines, test hypotheses (epidemiologic associations between AEFIs and COVID-19 vaccines), detect signal with an accelerated time from reporting to detection
Data from COVID-19 vaccine manufacturers	Bi-directional sharing of data with COVID-19 vaccine manufacturers will help ensure that data collection is complete and avoid double counting of events. In addition, the manufacturers may be aware of data from other countries or sources that can help in the evaluation of AEFIs.
Data from other sources such as disease surveillance data, vaccine distribution and utilization data	Generate rapid alerts to trigger common responses from a geographical territory, know the implementation level, know the quality of surveillance at the national level to plan for improvement strategies, understand the distribution of different COVID-19 vaccines and to compare with distribution of the disease for interpreting patterns observed during data analysis.

Mapping Stakeholders and data

Stakeholder	Current data mapping (variable in different contexts)
District/Subnational level	
Health care institutions	<ul style="list-style-type: none">▪ Individual Case AEFI Reports▪ Case Report Form for ad-hoc studies
Disease surveillance offices	<ul style="list-style-type: none">▪ Investigation information to complete Individual Case AEFI report▪ Data on local epidemiological behaviour of infectious diseases
Immunization programme offices	<ul style="list-style-type: none">▪ Data on immunization activities▪ Individual Case AEFI reports

Mapping Stakeholders and data

Stakeholder	Current data mapping (variable in different contexts)
National level	
Disease surveillance Responsible	<ul style="list-style-type: none"> ▪ Data on infectious and non-infectious diseases ▪ Data on AEFI surveillance
National Immunization Programmes / Expanded Programmes for Immunization	<ul style="list-style-type: none"> ▪ Data on immunization activities: Administrative data and distribution activities ▪ Data on AEFI surveillance.
National Regulatory Authorities	<ul style="list-style-type: none"> ▪ Data on AEFI surveillance from primary health care workers and citizens ▪ Data on AEFI surveillance from manufacturers ▪ Data on Adverse Event reports from clinical trials
Health information systems units	<ul style="list-style-type: none"> ▪ Data from all sources in the country
Research institutions/Clinical Research Organization	<ul style="list-style-type: none"> ▪ Individual Case Safety (Adverse Events) Reports from clinical trials ▪ Data on diseases considered as AESI/AEFI
Vaccine manufacturers or marketing authorization holders	<ul style="list-style-type: none"> ▪ Individual Case AEFI report
Clinical Research Sponsors	<ul style="list-style-type: none"> ▪ SUSAR from clinical trials

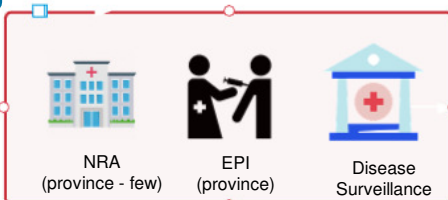
Mapping Stakeholders and data

Stakeholder	Current data mapping (variable in different contexts)
Regional and Global Level	
WHO regional offices	<ul style="list-style-type: none">▪ WHO-UNICEF JRF▪ Individual case reports on infectious disease surveillance▪ Access to WHO UMC Global ICSR/ AEFI database
WHO Headquarters	<ul style="list-style-type: none">▪ WHO-UNICEF JRF▪ Individual case reports on infectious disease surveillance▪ Access to WHO UMC Global ICSR/ AEFI database
WHO PIDM/VigiBase (maintained by UMC)	<ul style="list-style-type: none">▪ Individual Case AEFI report▪ WHO UMC Global ICSR/ AEFI database

Vaccine safety dataflow for COVID19

Generic data sharing model

Subnational



2

eTools eg DHIS2, Vigiflow for vaccines or country developed tools supported by email



2



District program manager

1

AEFI reporting form

1



1. Hard copies directly submitted to districts
2. EDI (electronic data interchange eg DHIS2 & Medsafety APP for AEFI)

National



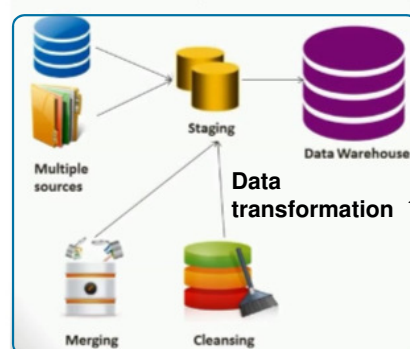
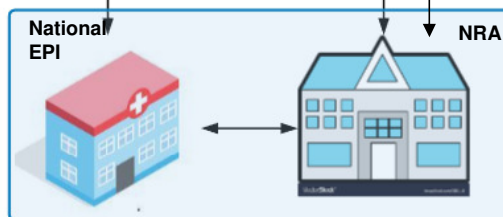
3

National Database

3

eTools eg DHIS2, Vigiflow for vaccines or country developed tools supported by email

Manufacturers



Global



Relevant Committees



PV Team

PQ Team



Manufacturers

Global Database (WHO PIDM)



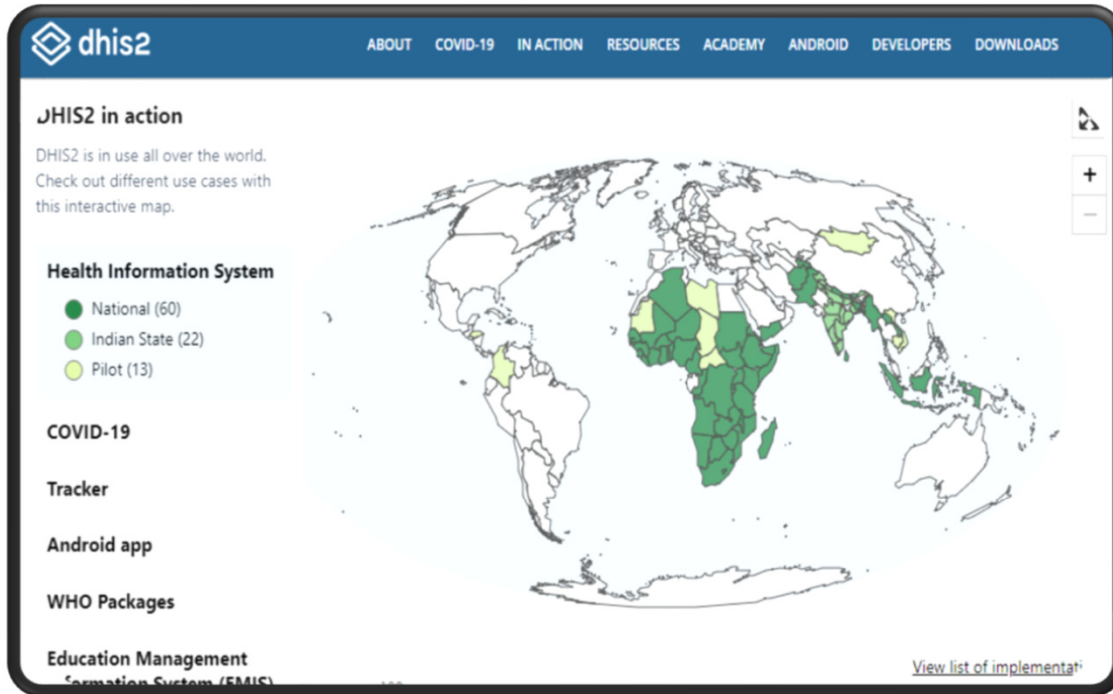
4

4

- Transformation to E2B (R3) format
- Ready for Vigiflow
 - Under development for DHIS2 for AEFI & Medsafety App for AEFI

Some examples of eData solutions

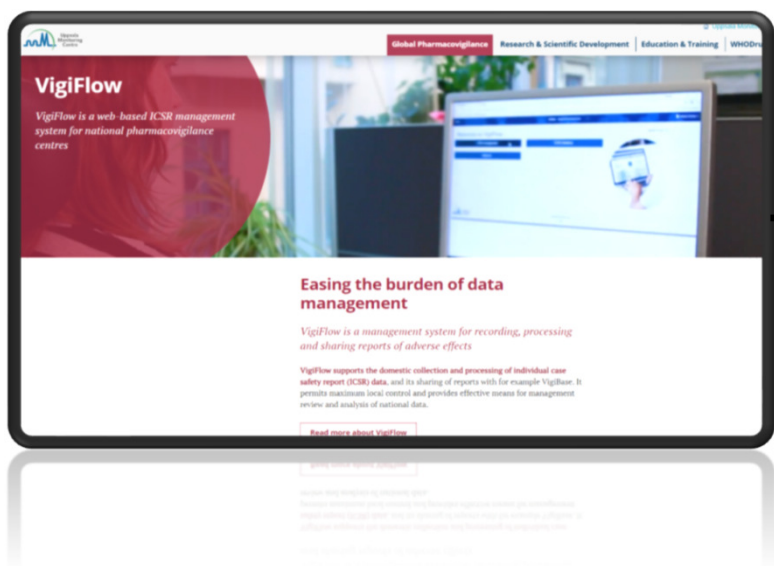
DHIS2



**National DHIS2
Database**

Vigiflow

Global Vigibase (Sweden)



E2B(R3)



National Database





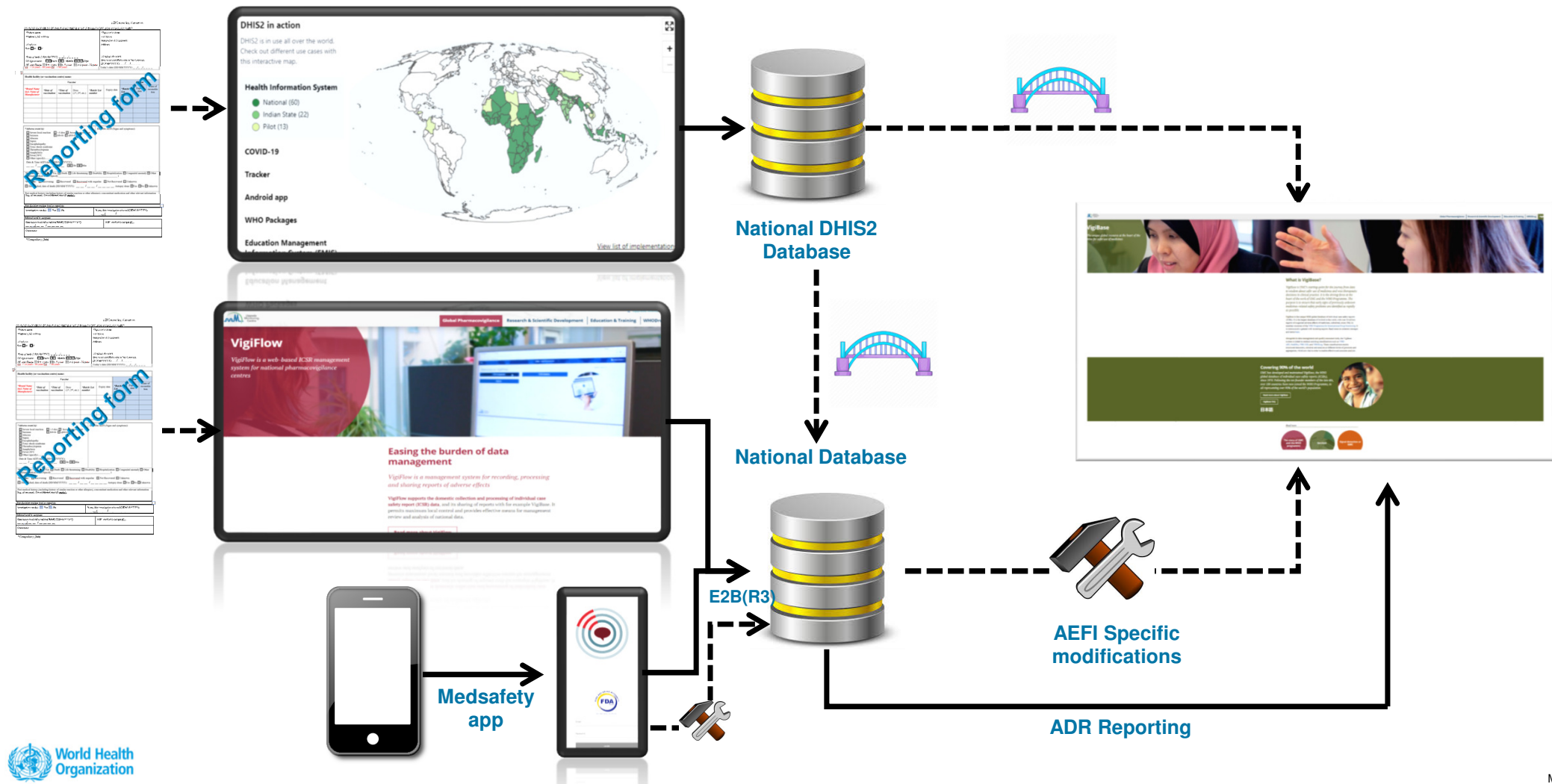
MedSafety App



The Med Safety app is a free smart phone app for reporting suspected adverse effects (or adverse drug reactions) to National Competent Authorities. This simple tool lets you report adverse effects to medicines, keep track of previously reported information and receive official news and alerts about medicines you are taking or interested in.

COVID19 Solutions under development...

 E2B (R3) Bridge
 Under development



Key points to remember

- Data is generated to obtain information that leads to action

- Actionable data is obtained only when data is shared, processed and interpreted and decisions taken.

- Data standards and harmonization are mandatory for data sharing particularly when eData solutions are used to handle large volumes of data

References

- World Health Organization. Global Manual on Surveillance of AEFI:
https://www.who.int/vaccine_safety/publications/Global_Manual_on_Surveillance_of_AEFI.pdf
- WHO/UNICEF Joint Reporting Process:
https://www.who.int/immunization/monitoring_surveillance/routine/reporting/en/
- VigiBase: <https://www.who-umc.org/vigibase/vigibase/>
- World Health Organization. The ATC/DDD Methodology:
https://www.who.int/medicines/regulation/medicines-safety/toolkit_methodology/en/
- Centers for Disease Control and Prevention. Summary report. Reporting for the adoption strategies for 2D barcode project (page 36) : <https://www.cdc.gov/vaccines/programs/iis/2d-vaccine-barcodes/downloads/summaryreport.pdf>
- Brighton Collaboration. Safety Platform for Emergency vACcines (SPEAC):
<https://brightoncollaboration.us/speac/>
- Van Holle L, Zeinoun Z, Bauchau V, Verstraeten T. Using time-to-onset for detecting safety signals in spontaneous reports of adverse events following immunization: a proof of concept study. *Pharmacoepidemiol Drug Saf.* 2012;21(6):603 -10. doi: 10.1002/pds.3226
- Lambert PH, Ambrosino DM, Andersen SR, Baric RS, Black SB, Chen RT, et al. Consensus summary report for CEPI/BC March 12-13, 2020 meeting: Assessment of risk of disease enhancement with COVID-19 vaccines. *Vaccine.* 2020;38(31):4783-4791. doi: 10.1016/j.vaccine.2020.05.064

A close-up photograph of a baby with light skin and dark eyes, wearing a green bow in their hair and a green shirt. The baby is holding a white smartphone with a black and white zigzag pattern on the back to their ear. Their mouth is wide open in a surprised or excited expression, and their right hand is raised with fingers spread. The background is a dark, textured surface.

**Every country should
have locally
appropriate software
solutions!**

**Thanks
for listening!**